

Ammeraal Beltech Modular

Innovative belt and chain solutions
for every industry & application

Content

uni 440 Tab	page 6 - 7
uni 820	page 8 - 9
uni 821	page 10 - 11
uni 831	page 12 - 13
uni 879 Super Flex	page 14 - 15
uni 879 Tab R	page 16 - 17
uni 879 Tab	page 18 - 19
uni 879	page 20 - 21
uni 880 Super Flex	page 22 - 23
uni 880 Tab R	page 24 - 25
uni 880 Tab RT	page 26 - 27
uni 880 Tab	page 28 - 29
uni 880	page 30 - 31
uni 882	page 32 - 33
uni 882 Tab	page 34 - 35
uni 810	page 36 - 37
uni 800	page 38 - 39
uni 802	page 40 - 41
uni 812	page 42 - 43
uni 881	page 44 - 45
uni 881 Tab	page 46 - 47
uni 881 Tab R	page 48 - 49

Content

uni 805	page 50 - 51
uni 815	page 52 - 53
uni 843	page 54 - 55
uni 863 Tab	page 56 - 57
uni 863	page 58 - 59
uni 963 Tab	page 60 - 61
uni 963	page 62 - 63
uni 1843	page 64 - 65
uni 1873 Grip D	page 66 - 67
uni 1873 Grip G3	page 68 - 69
uni 1873 Grip G4	page 70 - 71
uni 1873 Grip G4L	page 72 - 73
uni 1873SE	page 74 - 75
uni 1873 ST	page 76 - 77
uni 1873	page 78 - 79
uni 3873	page 80 - 81
uni 843 SK	page 82 - 83
uni 843 SKR	page 84 - 85
uni 3200	page 86 - 87
uni 821 PRR	page 88 - 89
uni 821 PRR4	page 90 - 91
uni 821 RO	page 92 - 93
uni 879 Tab R G4	page 94 - 95
uni 879 Tab Safety	page 96 - 97

Content

uni 879 Tab Safety Finger	page 98 - 99
uni 880 Rib Flex	page 100 - 101
uni 880 Rib	page 102 - 103
uni 882 Tab PRR	page 104 - 105
uni 882 Tab PRR4	page 106 - 107
uni 882 Rib Flex	page 108 - 109
uni 882 Tab SC	page 110 - 111
uni 982 SC	page 112 - 113
uni NH78	page 114 - 115
uni 882 SC	page 116 - 117
uni 1400	page 118 - 119
uni 1400 Tab	page 120 - 121
uni 1700	page 122 - 123
uni 1701	page 124 - 125
uni 1701 Tab	page 126 - 127
uni 1701 Tab R	page 128 - 129
uni 1701 Tab R ST	page 130 - 131
uni 1702	page 132 - 133
uni 1702 H	page 134 - 135
uni 1702 M	page 136 - 137
uni 1703	page 138 - 139
uni 1704	page 140 - 141
uni 1705	page 142 - 143
uni 1706	page 144 - 145

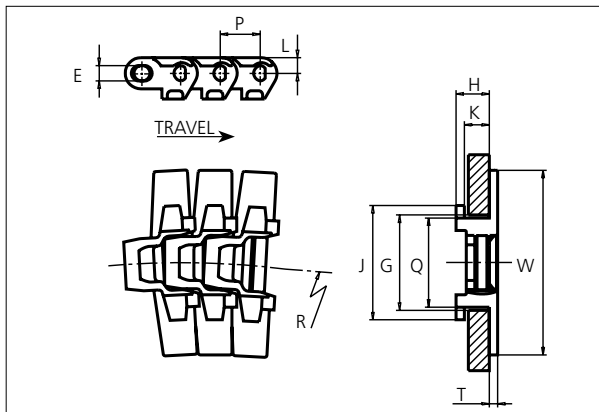
Content

uni 1707	page 146 - 147
uni 2500	page 148 - 149
uni 2600 C	page 150 - 151
uni 2600 CV	page 152 - 153
uni 2600 Tab O	page 154 - 155
uni 2600 Tab O M	page 156 - 157
uni 2600 O	page 158 - 159
uni 2600 OV	page 160 - 161
uni 2600 Tab C	page 162 - 163
uni 2700	page 164 - 165
uni 3200 Tab	page 166 - 167
uni 2700 H	page 168 - 169
uni 3000	page 170 - 171
uni 2800 Tab	page 172 - 173
uni 2700 H R	page 174 - 175
uni 2800	page 176 - 177
uni 2700 LH	page 178 - 179
uni 2700 R	page 180 - 181
uni 2600 O M	page 182 - 183



Slat Top Plastic Chain

Series **uni 440** Type **Tab**



Slat Top Plastic Chain
 Side flexing chain
 Pitch: 19.1 mm (0.75 in)
 Backflex radius: 12.5 mm (0.5 in)
 Permissible tensile strength:
 POM material: 1100 N (247 lbf)

 Delivery: 3.05 m (10 ft)
 No. of links/box: 160

E		G		H		J		K		L		P		Q		T	
mm	in	mm	in	mm	in	mm	in	mm	in	mm	in	mm	in	mm	in	mm	in
7.4	0.29	44.5	1.75	15.9	0.63	55.0	2.17	11.9	0.47	7.5	0.30	19.1	0.75	42.9	1.69	4.0	0.16

All dimensions are for chains in POM material.

	Width (W)		Material & color	Pin material	Weight		Min. radius (R)	
	mm	in			kg/m	lb/ft	mm	in
K250	63.5	2.50	POM-LF BR	SS304	1.2	0.81	175	6.89
K325	82.6	3.25	POM-LF BR	SS304	1.3	0.87	175	6.89
K350	88.9	3.50	POM-LF BR	SS304	1.3	0.87	175	6.89
K450	114.3	4.50	POM-LF BR	SS304	1.4	0.94	175	6.89
K750	190.5	7.50	POM-LF BR	SS304	1.6	1.07	175	6.89

Non standard material and color: See uni Material and Color Overview.
 Non standard pin material: See uni Material and Color Overview.


STANDARD

SIDE FLEXING

PITCH 19.1 MM/0.75 IN

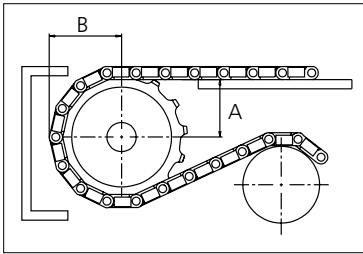


Sprocket

No of teeth	Pitch diameter		Overall diameter		Min. ø bore		Max. ø bore		Hub diameter		Dimension A		Dimension B		Molded PA66 LG	Machined PA66 
	mm	in	mm	in	mm	in	mm	in	mm	in	mm	in	mm	in		
Z9	55.8	2.20	57.0	2.20	10.0	0.40	25.0	1.00	37.0	1.50	29.8	1.20	35.6	1.40		x
Z12	73.8	2.91	76.0	3.00	10.0	0.40	30.0	1.20	56.0	2.20	39.2	1.50	44.5	1.80		x
Z20	122.1	4.81	125.3	4.90	18.0	0.70	70.0	2.80	105.0	4.10	63.8	2.50	68.6	2.70		x

Non standard material and color:
See uni Material and Color Overview.

Machined sprocket



Please ensure that sufficient size shaft and keyway are chosen for corresponding load.


Other sprocket sizes are available upon request
Width of tooth: 15.8 mm/0.60 in
Width of sprocket: 25.0 mm/0.10 in
uni Retainer Rings: See uni Retainer Ring data sheet



Conveyor Belts




Seamless Belts



Modular Belts



Timing Belts



Transmission Belts



Fabrication & service

Solid advice
For all your belting needs
Local stock & service
www.ammeraalbeltech.com

Ammeraal Beltech Modular A/S
Hjulmagervej 21
DK-7100 Vejle

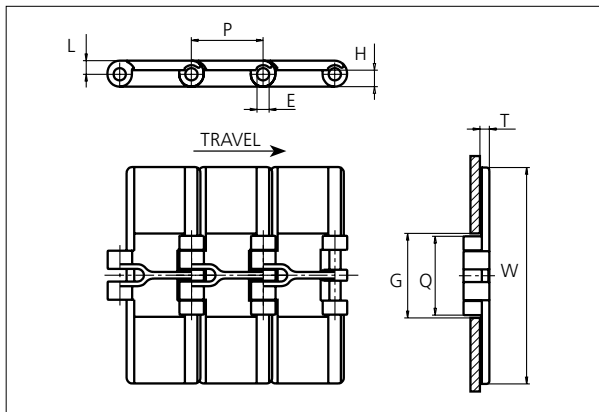

T +45 7572 3100
F +45 7572 3348
admin@unichains.com
www.unichains.com

This information is subject to alteration due to continuous development. Ammeraal Beltech will not be held liable for the incorrect use of the above stated information. This information replaces previous information. All activities performed and services rendered by Ammeraal Beltech are subject to general terms and conditions of sale and delivery, as applied by its operating companies.



Slat Top Plastic Chain

Series **uni 820** Type -



Slat Top Plastic Chain
 Straight running chain
 Pitch: 38.1 mm (1.50 in)
 Backflex radius: 75.0 mm (3.00 in)
 Permissible tensile strength:
 POM material: 2000 N (450 lbf)

 Delivery: 3.05 m (10 ft)
 No. of links/box: 80

STANDARD

E		G		H		L		P		Q		T	
mm	in	mm	in	mm	in	mm	in	mm	in	mm	in	mm	in
6.4	0.25	44.5	1.75	9.5	0.37	7.1	0.28	38.1	1.50	41.5	1.63	4.0	0.16

All dimensions are for chains in POM material.

	Width (W)		Material & color				Pin material	Weight	
	mm	in						kg/m	lb/ft
K250	63.5	2.50	POM-LF BR B	POM-SLF DG			SS304	0.7	0.50
K325	82.6	3.25	POM-D W G	POM-LF BR B			SS304	0.9	0.57
			POM-SLF DG	PP-AR N					
			PBT-GR K	POM-EC K					
K350	88.9	3.50	POM-D G	POM-LF BR B			SS304	0.9	0.60
K400	101.6	4.00	POM-D G	POM-LF BR B			SS304	1.0	0.64
			POM-SLF DG						
K450	114.3	4.50	POM-D W G	POM-LF BR B			SS304	1.0	0.69
K600	152.4	6.00	POM-D G	POM-LF BR B			SS304	1.3	0.84
			POM-SLF DG						
K750	190.5	7.50	POM-D W G			SS304	1.5	0.99	
			POM-LF BR B	POM-SLF DG					

Non standard material and color: See uni Material and Color Overview.

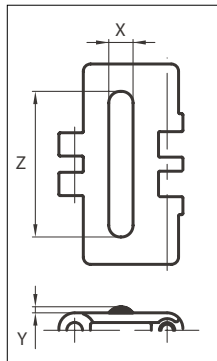

Non standard pin material: See uni Material and Color Overview.

STRAIGHT RUNNING

PITCH 38.1 MM/1.50 IN

Accessories

Rubber Top



When ordering, please state the required distance between the Rubber Top.
 Other Non Standard rubber profiles:
 See uni Rubber Profile Overview.



Width	Link material	Rubber material	Z		X		Y	
			mm	in	mm	in	mm	in
K325	POM-LF BR	05 I	60	2.36	10	0.39	2.5	0.10
K350	POM-LF BR	05 I	60	2.36	10	0.39	2.5	0.10
K400	POM-LF BR	05 I	90	3.54	10	0.39	2.5	0.10
K450	POM-LF BR	05 I	105	4.13	10	0.39	2.5	0.10
K600	POM-LF BR	05 I	130	5.12	10	0.39	2.5	0.10
K750	POM-LF BR	05 I	170	6.69	10	0.39	2.5	0.10

Sprocket

No. of teeth	Pitch diameter		Overall diameter		Min. ø bore		Max. ø bore		Hub diameter		Dimension A		Dimension B		Molded PA66 LG	Molded Cast Iron	Machined PA66
	mm	in	mm	in	mm	in	mm	in	mm	in	mm	in	mm	in			
Z19	117.3	4.62	117.0	4.61	20.0	0.79	40.0	1.57	58.0	2.28	58.7	2.31	65.9	2.59	x	x	
Z21	129.2	5.09	130.0	5.12	20.0	0.79	40.0	1.57	58.0	2.28	65.0	2.56	71.8	2.83	x	x	
Z23	141.2	5.56	142.0	5.59	20.0	0.79	40.0	1.57	58.0	2.28	71.2	2.80	77.8	3.06	x	x	
Z25	153.2	6.03	155.0	6.10	20.0	0.79	40.0	1.57	58.0	2.28	77.4	3.05	83.8	3.30	x	x	
Z27	165.2	6.50	167.0	6.57	20.0	0.79	70.0	2.76	-	-	83.6	3.29	89.8	3.54		x	x
Z29	177.2	6.98	179.0	7.05	20.0	0.79	70.0	2.76	-	-	89.8	3.54	95.8	3.77		x	x
Z31	189.3	7.45	192.0	7.56	20.0	0.79	70.0	2.76	-	-	95.9	3.78	101.8	4.01		x	x

Two part sprocket

No. of teeth	Pitch diameter		Overall diameter		Min. ø bore		Max. ø bore		Hub diameter		Dimension A		Dimension B		Molded PA66 LG	Molded Cast Iron	Machined PA66
	mm	in	mm	in	mm	in	mm	in	mm	in	mm	in	mm	in			
Z19	117.3	4.62	117.0	4.31	20.0	0.79	40.0	1.57	58.0	2.28	58.7	2.31	65.9	2.59	x		
Z21	129.2	5.09	130.0	4.81	20.0	0.79	40.0	1.57	58.0	2.28	65.0	2.56	71.8	2.83	x		
Z23	141.2	5.56	142.0	5.30	20.0	0.79	40.0	1.57	58.0	2.28	71.2	2.80	77.8	3.06	x		
Z25	153.2	6.03	155.0	5.79	20.0	0.79	40.0	1.57	58.0	2.28	77.4	3.05	83.8	3.30	x		


Molded sprocket



Cast iron sprocket



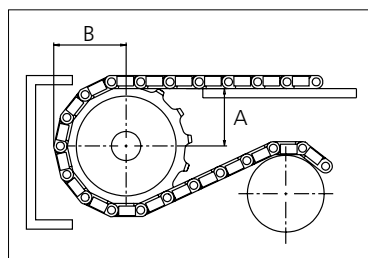
Machined sprocket



Two part sprocket



Non standard material and color:
See uni Material and Color Overview.



Please ensure that sufficient size shaft and keyway are chosen for corresponding load.

Other sprocket sizes are available upon request

Width of tooth: 42.3 mm/1.70 in

Width of sprocket: 42.3 mm/1.70 in

uni Retainer Rings: See uni Retainer Ring data sheet

uni Idler: See uni Idler data sheet

uni 820/141127



Conveyor Belts



Seamless Belts



Modular Belts



Timing Belts



Transmission Belts



Fabrication & service

Expert advice, quality solutions and local service for all your belting needs
www.ammeraalbeltech.com

Ammeraal Beltech Modular A/S
Hjulmagervej 21
DK-7100 Vejle

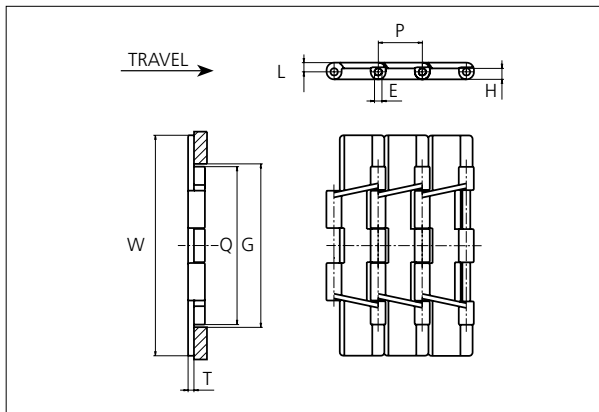
T +45 7572 3100
F +45 7572 3348
admin@unichains.com
www.unichains.com

This information is subject to alteration due to continuous development. Ammeraal Beltech will not be held liable for the incorrect use of the above stated information. This information replaces previous information. All activities performed and services rendered by Ammeraal Beltech are subject to general terms and conditions of sale and delivery, as applied by its operating companies.



Slat Top Plastic Chain

Series **uni 821** Type -



Slat Top Plastic Chain
 Straight running chain
 Pitch: 38.1 mm (1.50 in)
 Backflex radius: 75.0 mm (3.00 in)
 Permissible tensile strength:
 POM material 3000 N (674 lbf)

 Delivery: 3.05 m (10 ft)
 No. of links/box: 80

STANDARD

E		G		H		L		P		Q		T	
mm	in	mm	in	mm	in	mm	in	mm	in	mm	in	mm	in
6.4	0.25	140.0	5.51	9.5	0.37	8.0	0.31	38.1	1.50	136.5	5.37	5.0	0.20

All dimensions are for chains in POM material.

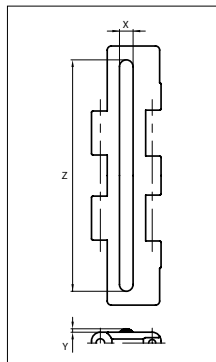

	Width (W)		Material & color	Pin material	Weight	
	mm	in			kg/m	lb/ft
K750	190.5	7.50	POM-D G POM-LF BR	SS304	2.6	1.74
			POM-SLF DG			
K1000	254.0	10.00	POM-D G POM-LF BR	SS304	3.1	2.08
			POM-SLF DG			
K1200	304.8	12.00	POM-D G POM-LF BR	SS304	3.4	2.29

Non standard material and color: See uni Material and Color Overview.
 Non standard pin material: See uni Material and Color Overview.

STRAIGHT RUNNING

Accessories

Rubber Top



When ordering, please state the required distance between the Rubber Top.

Other Non Standard rubber profiles:
 See uni Rubber Profile Overview.

Width	Link material	Rubber material	Z		X		Y	
			mm	in	mm	in	mm	in
K750	POM-LF BR	05 I	170	6.69	10	0.39	2.5	0.09
K1000	POM-LF BR	05 I	200	7.87	10	0.39	2.5	0.09
K1200	POM-LF BR	05 I	295	11.61	8	0.31	2.5	0.09

PITCH 38.1 MM/1.50 IN



Sprocket

No. of teeth	Pitch diameter		Overall diameter		Min. ø bore		Max. ø bore		Hub diameter		Dimention A		Dimension B		Molded PA6 LG	Molded Cast Iron	Machined PA6
	mm	in	mm	in	mm	in	mm	in	mm	in	mm	in	mm	in			
Z19	117.3	4.62	117.0	4.61	20.0	0.79	40.0	1.57	58.0	2.28	58.7	2.31	64.5	2.54	x	x	x
Z21	129.2	5.09	130.0	5.12	20.0	0.79	40.0	1.57	58.0	2.28	65.0	2.56	70.5	2.78	x	x	x
Z23	141.2	5.56	142.0	5.59	20.0	0.79	40.0	1.57	58.0	2.28	71.2	2.80	76.5	3.01	x	x	x
Z25	153.2	6.03	155.0	6.10	20.0	0.79	40.0	1.57	58.0	2.28	77.4	3.05	82.5	3.25	x	x	x
Z27	165.2	6.50	167.0	6.57	20.0	0.79	70.0	2.76	0	0	83.6	3.29	88.5	3.48		x	x
Z29	177.2	6.98	179.0	7.05	20.0	0.79	70.0	2.76	0	0	89.8	3.54	94.6	3.72		x	x
Z31	189.3	7.45	192.0	7.56	20.0	0.79	70.0	2.76	0	0	95.9	3.78	100.6	3.96		x	x

Two part sprocket

No. of teeth	Pitch diameter		Overall diameter		Min. ø bore		Max. ø bore		Hub diameter		Dimention A		Dimension B		Molded PA6 LG	Molded Cast Iron	Machined PA6
	mm	in	mm	in	mm	in	mm	in	mm	in	mm	in	mm	in			
Z25	153.2	6.03	155.0	6.10	20.0	0.79	40.0	1.57	58.0	2.28	77.4	3.05	82.5	3.25	x		

Non standard material and color:
See uni Material and Color Overview.

Molded sprocket



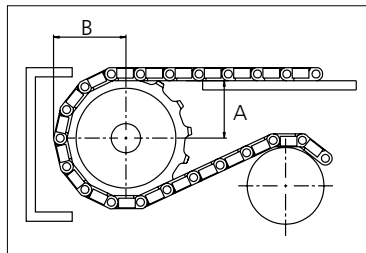
Cast iron sprocket



Machined sprocket



Two part sprocket



Please ensure that sufficient size shaft and keyway are chosen for corresponding load.

Other sprocket sizes are available upon request

Width of tooth: 79.4 mm/3.13 in

Width of sprocket: 79.4 mm/3.13 in

uni Retainer Rings: See uni Retainer Ring data sheet

uni Idler: See uni Idler data sheet


uni Guide Rings can be mounted on cast iron and machined sprockets. See uni Guide Rings data sheet



Conveyor Belts



Seamless Belts



Modular Belts



Timing Belts



Transmission Belts



Fabrication & service

Solid advice
For all your belting needs
Local stock & service
www.ammeraalbeltech.com

Ammeraal Beltech Modular A/S
Hjulmagervej 21
DK-7100 Vejle

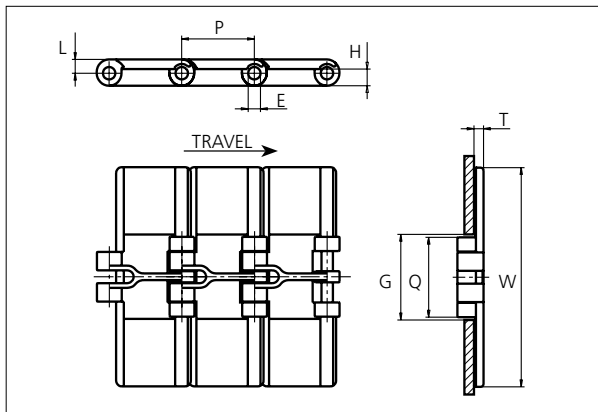

T +45 7572 3100
F +45 7572 3348
admin@unichains.com
www.unichains.com

This information is subject to alteration due to continuous development. Ammeraal Beltech will not be held liable for the incorrect use of the above stated information. This information replaces previous information. All activities performed and services rendered by Ammeraal Beltech are subject to general terms and conditions of sale and delivery, as applied by its operating companies.



Slat Top Plastic Chain

Series **uni 831** Type -



Slat Top Plastic Chain
 Straight running chain
 Pitch: 38.1 mm (1.50 in)
 Backflex radius: 75.0 mm (3.00 in)
 Permissible tensile strength:
 POM material: 2000 N (450 lbf)

 Delivery: 3.05 m (10 ft)
 No. of links/box: 80

STANDARD

E		G		H		L		P		Q		T	
mm	in	mm	in	mm	in	mm	in	mm	in	mm	in	mm	in
6.4	0.25	44.5	1.75	8.5	0.33	7.1	0.28	38.1	1.50	41.5	1.63	5.0	0.20

All dimensions are for chains in POM material

	Width (W)		Material & color	Pin material	Weight	
	mm	in			kg/m	lb/ft
K250	63.5	2.50	-	-	-	-
K325	82.6	3.25	POM-LF BR POM-SLF G	SS304	1.0	0.67
K350	88.9	3.50	POM-LF BR	SS304	1.1	0.74
K400	101.6	4.00	POM-LF BR	SS304	1.2	0.81
K450	114.3	4.50	POM-LF BR	SS304	1.3	0.87
K600	152.4	6.00	POM-LF BR	SS304	1.6	1.05
K750	190.5	7.50	POM-LF BR	SS304	1.8	1.21

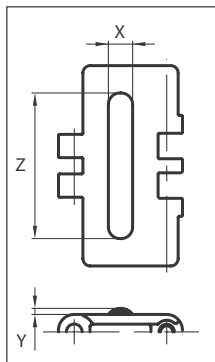

Non standard material and color: See uni Material and Color Overview.
 Non standard pin material: See uni Material and Color Overview.

STRAIGHT RUNNING

PITCH 38.1 MM/1.50 IN

Accessories

Rubber Top



When ordering, please state the required distance between the Rubber Top.
 Other Non Standard rubber profiles:
 See uni Rubber Profile Overview.

Width	Link material	Rubber material	Z		X		Y	
			mm	in	mm	in	mm	in
K325	POM-LF BR	05 I	60	2.36	10	0.39	2.5	0.10
K350	POM-LF BR	05 I	60	2.36	10	0.39	2.5	0.10
K400	POM-LF BR	05 I	90	3.54	10	0.39	2.5	0.10
K450	POM-LF BR	05 I	105	4.13	10	0.39	2.5	0.10
K600	POM-LF BR	05 I	130	5.12	10	0.39	2.5	0.10
K750	POM-LF BR	05 I	170	6.69	10	0.39	2.5	0.10



Sprocket

No. of teeth	Pitch diameter		Overall diameter		Min. ø bore		Max. ø bore		Hub diameter		Dimension A		Dimension B		Molded PA66 LG	Molded Cast Iron	Machined PA66
	mm	in	mm	in	mm	in	mm	in	mm	in	mm	in	mm	in			
Z19	117.3	4.62	117.0	4.61	20.0	0.79	40.0	1.57	58.0	2.28	58.7	2.31	65.9	2.59	x	x	
Z21	129.2	5.09	130.0	5.12	20.0	0.79	40.0	1.57	58.0	2.28	65.0	2.56	71.8	2.83	x	x	
Z23	141.2	5.56	142.0	5.59	20.0	0.79	40.0	1.57	58.0	2.28	71.2	2.80	77.8	3.06	x	x	
Z25	153.2	6.03	155.0	6.10	20.0	0.79	40.0	1.57	58.0	2.28	77.4	3.05	83.8	3.30	x	x	
Z27	165.2	6.50	167.0	6.57	20.0	0.79	70.0	2.76	-	-	83.6	3.29	89.8	3.54		x	x
Z29	177.2	6.98	179.0	7.05	20.0	0.79	70.0	2.76	-	-	89.8	3.54	95.8	3.77		x	x
Z31	189.3	7.45	192.0	7.56	20.0	0.79	70.0	2.76	-	-	95.9	3.78	101.8	4.01		x	x

Two part sprocket

No. of teeth	Pitch diameter		Overall diameter		Min. ø bore		Max. ø bore		Hub diameter		Dimension A		Dimension B		Molded PA66 LG	Molded Cast Iron	Machined PA66
	mm	in	mm	in	mm	in	mm	in	mm	in	mm	in	mm	in			
Z19	117.3	4.62	117.0	4.31	20.0	0.79	40.0	1.57	58.0	2.28	58.7	2.31	65.9	2.59	x		
Z21	129.2	5.09	130.0	4.81	20.0	0.79	40.0	1.57	58.0	2.28	65.0	2.56	71.8	2.83	x		
Z23	141.2	5.56	142.0	5.30	20.0	0.79	40.0	1.57	58.0	2.28	71.2	2.80	77.8	3.06	x		
Z25	153.2	6.03	155.0	5.79	20.0	0.79	40.0	1.57	58.0	2.28	77.4	3.05	83.8	3.30	x		


Molded sprocket



Cast iron sprocket



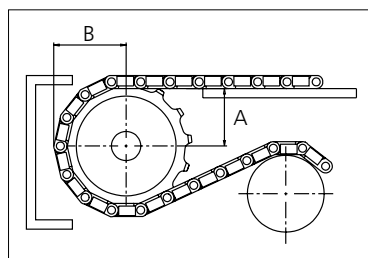
Machined sprocket



Two part sprocket



Non standard material and color:
See uni Material and Color Overview.



Please ensure that sufficient size shaft and keyway are chosen for corresponding load.

Other sprocket sizes are available upon request

Width of tooth: 42.3 mm/1.70 in

Width of sprocket: 42.3 mm/1.70 in

uni Retainer Rings: See uni Retainer Ring data sheet

uni Idler: See uni Idler data sheet

uni 831/1401



Solid advice
For all your belting needs
Local stock & service
www.ammeraalbeltech.com

Ammeraal Beltech Modular A/S
Hjulmagervej 21
DK-7100 Vejle

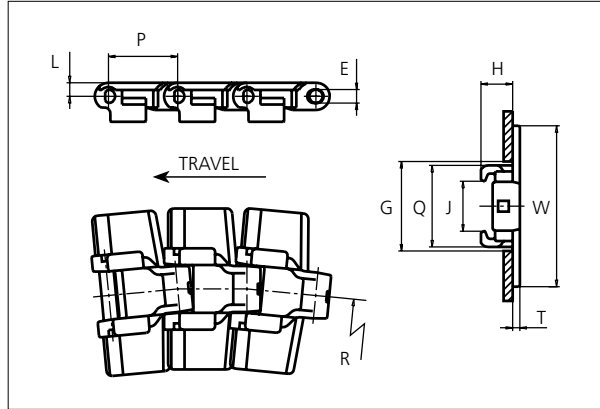
T +45 7572 3100
F +45 7572 3348
admin@unichains.com
www.unichains.com

This information is subject to alteration due to continuous development. Ammeraal Beltech will not be held liable for the incorrect use of the above stated information. This information replaces previous information. All activities performed and services rendered by Ammeraal Beltech are subject to general terms and conditions of sale and delivery, as applied by its operating companies.



Slat Top Plastic Chain

Series **uni 879** Type **Super Flex**



Slat Top Plastic Chain

Side flexing chain
 Pitch: 38.1 mm (1.50 in)
 Backflex radius: 75.0 mm (3.00 in)
 Permissible tensile strength:
 POM material: 2250 N (506 lbf)
 Delivery: 3.05 m (10 ft)
 No. of links/box: 80

NON STANDARD

E		G		H		J		L		P		Q		T	
mm	in	mm	in	mm	in	mm	in	mm	in	mm	in	mm	in	mm	in
7.0	0.28	46.0	1.81	17.5	0.69	27.5	1.08	7.5	0.30	38.1	1.50	42.3	1.67	5.0	0.20

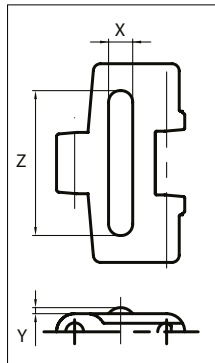
All dimensions are for chains in POM material.

	Width (W)		Recommended Material & color	Pin material	Weight		Min. radius (R)	
	mm	in			kg/m	lb/ft	mm	in
K450	114.3	4.50	POM-D W POM-D G POM-LF BR POM-SLF DG	SS304	1.1	0.67	610	24.02

Non standard material and color: See uni Material and Color Overview.
 Non standard pin material: See uni Material and Color Overview.

Accessories

Rubber Top



When ordering, please state the required distance between the Rubber Top.

Other Non Standard rubber profiles:
 See uni Rubber Profile Overview.

Width	Link material	Rubber material	Z		X		Y	
			mm	in	mm	in	mm	in
K450	POM-LF BR	05 I	90	3.54	10	0.39	2.5	0.10

SIDE FLEXING

PITCH 38.1 MM/1.50 IN



Sprocket

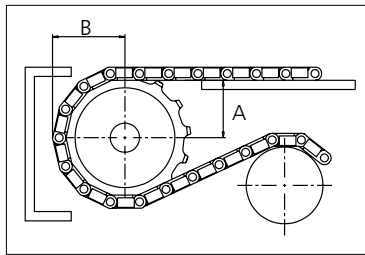
No. of teeth	Pitch diameter		Overall diameter		Min. ø bore		Max. ø bore		Hub diameter		Dimension A		Dimension B		Molded PA66 LG	Molded Cast Iron	Machined PA66
	mm	in	mm	in	mm	in	mm	in	mm	in	mm	in	mm	in			
Z9	111.4	4.39	109.7	4.32	20.0	0.80	40.0	1.60	70.0	2.76	55.9	2.20	63.2	2.49	x	x	
Z10	123.3	4.85	122.3	4.81	20.0	0.80	40.0	1.60	70.0	2.76	62.2	2.45	69.2	2.72	x	x	
Z11	135.2	5.32	134.8	5.31	20.0	0.80	40.0	1.60	70.0	2.76	68.4	2.69	75.1	2.96	x	x	
Z12	147.2	5.80	147.2	5.80	20.0	0.80	40.0	1.60	70.0	2.76	74.6	2.94	81.1	3.19	x	x	
Z15	183.3	7.22	184.3	7.26	20.0	0.80	40.0	1.60	70.0	2.76	93.2	3.67	99.2	3.91	x	x	

Two part sprocket

No. of teeth	Pitch diameter		Overall diameter		Min. ø bore		Max. ø bore		Hub diameter		Dimension A		Dimension B		Molded PA66 LG	Molded Cast Iron	Machined PA66
	mm	in	mm	in	mm	in	mm	in	mm	in	mm	in	mm	in			
Z9	111.4	4.39	109.7	4.32	20.0	0.80	40.0	1.60	70.0	2.76	55.9	2.20	63.2	2.49	x		
Z10	123.3	4.85	122.3	4.81	20.0	0.80	40.0	1.60	70.0	2.76	62.2	2.45	69.2	2.72	x		
Z11	135.2	5.32	134.8	5.31	20.0	0.80	40.0	1.60	70.0	2.76	68.4	2.69	75.1	2.96	x		
Z12	147.2	5.80	147.2	5.80	20.0	0.80	40.0	1.60	70.0	2.76	74.6	2.94	81.1	3.19	x		

Non standard material and color:
See uni Material and Color Overview.

Molded sprocket Cast iron sprocket Molded two part sprocket



Please ensure that sufficient size shaft and keyway are chosen for corresponding load.

Other sprocket sizes are available upon request
Width of tooth: 15.8 mm/0.62 in
Width of sprocket: 42.3 mm/1.67 in
uni Retainer Rings: See uni Retainer Ring data sheet
uni Idler: See uni Idler data sheet

uni 879 Super Flex/1401



Solid advice
For all your belting needs
Local stock & service
www.ammeraalbeltech.com

Ammeraal Beltech Modular A/S
Hjulmagervej 21
DK-7100 Vejle

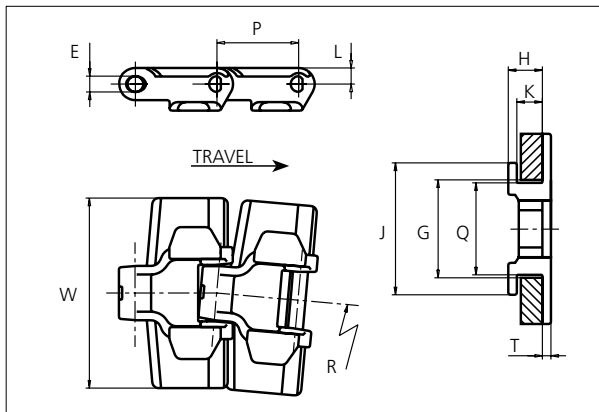
T +45 7572 3100
F +45 7572 3348
admin@unichains.com
www.unichains.com

This information is subject to alteration due to continuous development. Ammeraal Beltech will not be held liable for the incorrect use of the above stated information. This information replaces previous information. All activities performed and services rendered by Ammeraal Beltech are subject to general terms and conditions of sale and delivery, as applied by its operating companies.



Slat Top Plastic Chain

Series **uni 879** Type **Tab R**



Slat Top Plastic Chain
 Side flexing chain
 Pitch: 38.1 mm (1.50 in)
 Backflex radius: 75.0 mm (3.00 in)
 Permissible tensile strength:
 POM material: 2250 N (506 lbf)

 Delivery: 3.05 m (10 ft)
 No. of links/box: 80

STANDARD

E		G		H		J		K		L		P		Q		T	
mm	in	mm	in	mm	in	mm	in	mm	in	mm	in	mm	in	mm	in	mm	in
7.1	0.28	44.5	1.75	15.9	0.63	61.5	2.42	11.9	0.47	8.5	0.33	38.1	1.50	43.1	1.70	5.0	0.20

All dimensions are for chains in POM material.

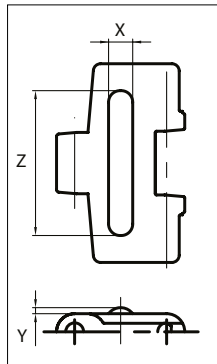
	Width (W)		Material & color	Pin material	Weight		Min. radius (R)	
	mm	in			kg/m	lb/ft	mm	in
K325	82.6	3.25	POM-LF BR	SS304	0.9	0.61	200	7.87
K450	114.3	4.50	POM-LF BR	SS304	1.2	0.81	200	7.87

Non standard material and color: See uni Material and Color Overview.
 Non standard pin material: See uni Material and Color Overview.

SIDE FLEXING

Accessories

Rubber Top



When ordering, please state the required distance between the Rubber Top.

Other Non Standard rubber profiles:
 See uni Rubber Profile Overview.

Width	Link material	Rubber material	Z		X		Y	
			mm	in	mm	in	mm	in
K325	POM-LF BR	05 I	60	2.36	10	0.39	2.5	0.10
K450	POM-LF BR	05 I	90	3.54	10	0.39	2.5	0.10

PITCH 38.1 MM/1.50 IN



Sprocket

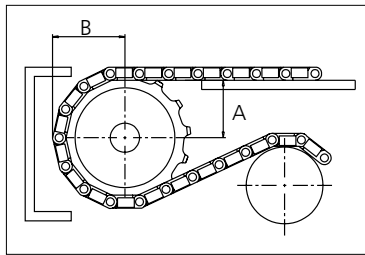
No. of teeth	Pitch diameter		Overall diameter		Min. ø bore		Max. ø bore		Hub diameter		Dimension A		Dimension B		Molded PA66 LG	Molded Cast Iron	Machined PA66
	mm	in	mm	in	mm	in	mm	in	mm	in	mm	in	mm	in			
Z9	111.4	4.39	109.7	4.32	20.0	0.80	40.0	1.60	70.0	2.76	55.9	2.20	63.2	2.49	x	x	
Z10	123.3	4.85	122.3	4.81	20.0	0.80	40.0	1.60	70.0	2.76	62.2	2.45	69.2	2.72	x	x	
Z11	135.2	5.32	134.8	5.31	20.0	0.80	40.0	1.60	70.0	2.76	68.4	2.69	75.1	2.96	x	x	
Z12	147.2	5.80	147.2	5.80	20.0	0.80	40.0	1.60	70.0	2.76	74.6	2.94	81.1	3.19	x	x	
Z15	183.3	7.22	184.3	7.26	20.0	0.80	40.0	1.60	70.0	2.76	93.2	3.67	99.2	3.91	x	x	

Two part sprocket

No. of teeth	Pitch diameter		Overall diameter		Min. ø bore		Max. ø bore		Hub diameter		Dimension A		Dimension B		Molded PA66 LG	Molded Cast Iron	Machined PA66
	mm	in	mm	in	mm	in	mm	in	mm	in	mm	in	mm	in			
Z9	111.4	4.39	109.7	4.32	20.0	0.80	40.0	1.60	70.0	2.76	55.9	2.20	63.2	2.49	x		
Z10	123.3	4.85	122.3	4.81	20.0	0.80	40.0	1.60	70.0	2.76	62.2	2.45	69.2	2.72	x		
Z11	135.2	5.32	134.8	5.31	20.0	0.80	40.0	1.60	70.0	2.76	68.4	2.69	75.1	2.96	x		
Z12	147.2	5.80	147.2	5.80	20.0	0.80	40.0	1.60	70.0	2.76	74.6	2.94	81.1	3.19	x		

Non standard material and color:
See uni Material and Color Overview.

Molded sprocket Cast iron sprocket Molded two part sprocket



Please ensure that sufficient size shaft and keyway are chosen for corresponding load.

Other sprocket sizes are available upon request
Width of tooth: 15.8 mm/0.62 in
Width of sprocket: 42.3 mm/1.67 in
uni Retainer Rings: See uni Retainer Ring data sheet
uni Idler: See uni Idler data sheet

uni 879 Tab R/1401



Solid advice
For all your belting needs
Local stock & service
www.ammeraalbeltech.com

Ammeraal Beltech Modular A/S
Hjulmagervej 21
DK-7100 Vejle

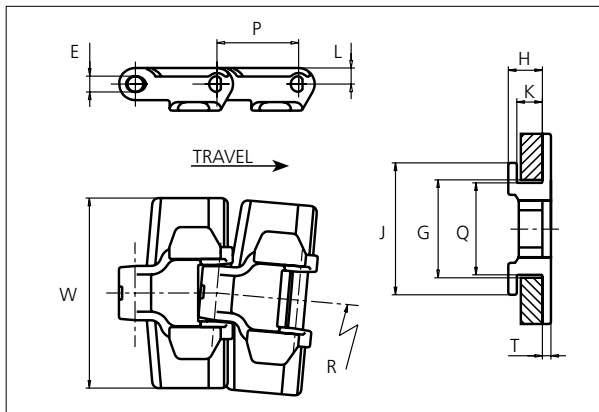
T +45 7572 3100
F +45 7572 3348
admin@unichains.com
www.unichains.com

This information is subject to alteration due to continuous development. Ammeraal Beltech will not be held liable for the incorrect use of the above stated information. This information replaces previous information. All activities performed and services rendered by Ammeraal Beltech are subject to general terms and conditions of sale and delivery, as applied by its operating companies.



Slat Top Plastic Chain

Series **uni 879** Type **Tab**



Slat Top Plastic Chain
 Side flexing chain
 Pitch: 38.1 mm (1.50 in)
 Backflex radius: 75.0 mm (3.00 in)
 Permissible tensile strength:
 POM material: 2250 N (506 lbf)

 Delivery: 3.05 m (10 ft)
 No. of links/box: 80

STANDARD

E		G		H		J		K		L		P		Q		T	
mm	in	mm	in	mm	in	mm	in	mm	in	mm	in	mm	in	mm	in	mm	in
7.1	0.28	44.5	1.75	15.9	0.63	61.5	2.42	11.9	0.47	8.5	0.33	38.1	1.50	43.1	1.70	5.0	0.20

All dimensions are for chains in POM material.

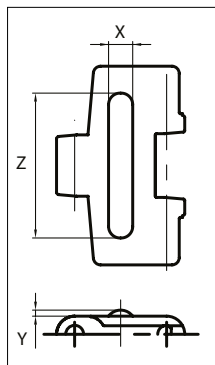
	Width (W)		Material & color	Pin material	Weight		Min. radius (R)	
	mm	in			kg/m	lb/ft	mm	in
K250	63.5	2.50	-	-	-	-	-	-
K325	82.6	3.25	POM-LF BR	SS304	1.1	0.74	400	15.75
K450	114.3	4.50	POM-LF BR	SS304	1.3	0.87	400	15.75

Non standard material and color: See uni Material and Color Overview.
 Non standard pin material: See uni Material and Color Overview.

SIDE FLEXING

Accessories

Rubber Top



When ordering, please state the required distance between the Rubber Top.

Other Non Standard rubber profiles:
 See uni Rubber Profile Overview.

Width	Link material	Rubber material	Z		X		Y	
			mm	in	mm	in	mm	in
K325	POM-LF BR	05 I	60	2.36	10	0.39	2.5	0.10
K450	POM-LF BR	05 I	90	3.54	10	0.39	2.5	0.10

PITCH 38.1 MM/1.50 IN



Sprocket

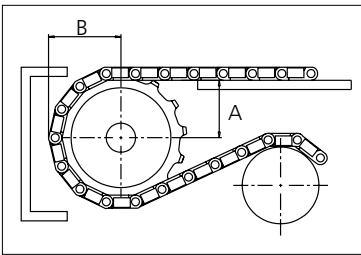
No. of teeth	Pitch diameter		Overall diameter		Min. ø bore		Max. ø bore		Hub diameter		Dimension A		Dimension B		Molded PA66 LG	Molded Cast Iron	Machined PA66 N
	mm	in	mm	in	mm	in	mm	in	mm	in	mm	in	mm	in			
Z9	111.4	4.39	109.7	4.32	20.0	0.80	40.0	1.60	70.0	2.76	55.9	2.20	63.2	2.49	x	x	
Z10	123.3	4.85	122.3	4.81	20.0	0.80	40.0	1.60	70.0	2.76	62.2	2.45	69.2	2.72	x	x	
Z11	135.2	5.32	134.8	5.31	20.0	0.80	40.0	1.60	70.0	2.76	68.4	2.69	75.1	2.96	x	x	
Z12	147.2	5.80	147.2	5.80	20.0	0.80	40.0	1.60	70.0	2.76	74.6	2.94	81.1	3.19	x	x	
Z15	183.3	7.22	184.3	7.26	20.0	0.80	40.0	1.60	70.0	2.76	93.2	3.67	99.2	3.91	x	x	

Two part sprocket

No. of teeth	Pitch diameter		Overall diameter		Min. ø bore		Max. ø bore		Hub diameter		Dimension A		Dimension B		Molded PA66 LG	Molded Cast Iron	Machined PA66 N
	mm	in	mm	in	mm	in	mm	in	mm	in	mm	in	mm	in			
Z9	111.4	4.39	109.7	4.32	20.0	0.80	40.0	1.60	70.0	2.76	55.9	2.20	63.2	2.49	x		
Z10	123.3	4.85	122.3	4.81	20.0	0.80	40.0	1.60	70.0	2.76	62.2	2.45	69.2	2.72	x		
Z11	135.2	5.32	134.8	5.31	20.0	0.80	40.0	1.60	70.0	2.76	68.4	2.69	75.1	2.96	x		
Z12	147.2	5.80	147.2	5.80	20.0	0.80	40.0	1.60	70.0	2.76	74.6	2.94	81.1	3.19	x		

Non standard material and color:
See uni Material and Color Overview.

Molded sprocket Cast iron sprocket Molded two part sprocket



Please ensure that sufficient size shaft and keyway are chosen for corresponding load.

Other sprocket sizes are available upon request
Width of tooth: 15.8 mm/0.62 in
Width of sprocket: 42.3 mm/1.67 in
uni Retainer Rings: See uni Retainer Ring data sheet
uni Idler: See uni Idler data sheet

uni 879 Tab/1401



Solid advice
For all your belting needs
Local stock & service
www.ammeraalbeltech.com

Ammeraal Beltech Modular A/S
Hjulmagervej 21
DK-7100 Vejle

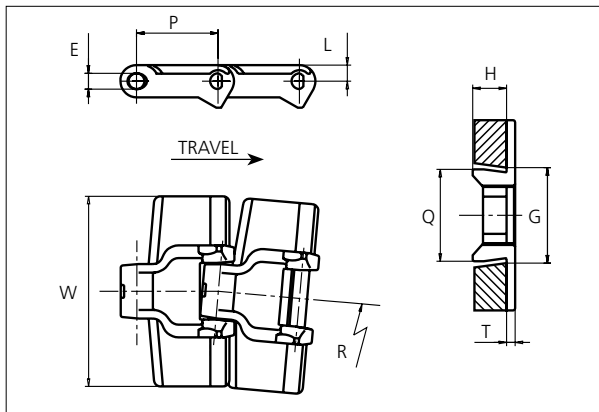
T +45 7572 3100
F +45 7572 3348
admin@unichains.com
www.unichains.com

This information is subject to alteration due to continuous development. Ammeraal Beltech will not be held liable for the incorrect use of the above stated information. This information replaces previous information. All activities performed and services rendered by Ammeraal Beltech are subject to general terms and conditions of sale and delivery, as applied by its operating companies.



Slat Top Plastic Chain

Series **uni 879** Type -



Slat Top Plastic Chain
 Side flexing chain
 Pitch: 38.1 mm (1.50 in)
 Backflex radius: 75 mm (3 in)
 Permissible tensile strength:
 POM material: 2250 N (506 lbf)

 Delivery: 3.05 m (10 ft)
 No. of links/box: 80

NON STANDARD

E		G*		G**		H		J		K		L		P		Q		T	
mm	in	mm	in	mm	in	mm	in	mm	in	mm	in	mm	in	mm	in	mm	in	mm	in
7.1	0.28	41.3	1.63	46.6	1.83	15.9	0.63	61.5	2.42	11.9	0.47	8.5	0.33	38.1	1.50	43.1	1.70	5.0	0.20

*Curve, ** Straight

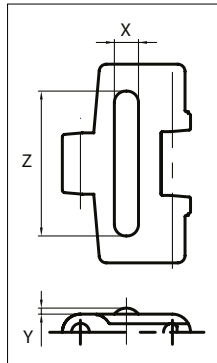
All dimensions are for chains in POM material.

	Width (W)		Recommended material & color	Recommended pin material	Weight		Min. radius (R)		
	mm	in			kg/m	lb/ft	mm	in	
K250	63.5	2.50	POM-D W POM-LF BR	POM-D G POM-SLF DG	SS304	1.0	0.67	400	15.75
K325	82.6	3.25	POM-D W POM-LF BR	POM-D G POM-SLF DG	SS304	1.0	0.67	400	15.75
K450	114.3	4.50	POM-D W POM-LF BR	POM-D G POM-SLF DG	SS304	1.3	0.87	400	15.75

Other non standard material and color: See uni Material and Color Overview.
 Other non standard pin material: See uni Material and Color Overview.

Accessories

Rubber Top



When ordering, please state the required distance between the Rubber Top.

Other Non Standard rubber profiles:
 See uni Rubber Profile Overview

Width	Link material	Rubber material	Z		X		Y	
			mm	in	mm	in	mm	in
K325	POM-LF BR	05 I	60	2.36	10	0.39	2.5	0.10
K450	POM-LF BR	05 I	90	3.54	10	0.39	2.5	0.10

SIDE FLEXING

PITCH 38.1 MM/1.50 IN

Sprocket

No. of teeth	Pitch diameter		Overall diameter		Min. ø bore		Max. ø bore		Hub diameter		Dimension A		Dimension B		Molded PA66 LG	Molded Cast Iron	Machined PA66
	mm	in	mm	in	mm	in	mm	in	mm	in	mm	in	mm	in			
Z9	111.4	4.39	109.7	4.32	20.0	0.80	40.0	1.60	70.0	2.76	55.9	2.20	63.2	2.49	x	x	
Z10	123.3	4.85	122.3	4.81	20.0	0.80	40.0	1.60	70.0	2.76	62.2	2.45	69.2	2.72	x	x	
Z11	135.2	5.32	134.8	5.31	20.0	0.80	40.0	1.60	70.0	2.76	68.4	2.69	75.1	2.96	x	x	
Z12	147.2	5.80	147.2	5.80	20.0	0.80	40.0	1.60	70.0	2.76	74.6	2.94	81.1	3.19	x	x	
Z15	183.3	7.22	184.3	7.26	20.0	0.80	40.0	1.60	70.0	2.76	93.2	3.67	99.2	3.91	x	x	

Two part sprocket

No. of teeth	Pitch diameter		Overall diameter		Min. ø bore		Max. ø bore		Hub diameter		Dimension A		Dimension B		Molded PA66 LG	Molded Cast Iron	Machined PA66
	mm	in	mm	in	mm	in	mm	in	mm	in	mm	in	mm	in			
Z9	111.4	4.39	109.7	4.32	20.0	0.80	40.0	1.60	70.0	2.76	55.9	2.20	63.2	2.49	x		
Z10	123.3	4.85	122.3	4.81	20.0	0.80	40.0	1.60	70.0	2.76	62.2	2.45	69.2	2.72	x		
Z11	135.2	5.32	134.8	5.31	20.0	0.80	40.0	1.60	70.0	2.76	68.4	2.69	75.1	2.96	x		
Z12	147.2	5.80	147.2	5.80	20.0	0.80	40.0	1.60	70.0	2.76	74.6	2.94	81.1	3.19	x		

Non standard material and color:
See uni Material and Color Overview.

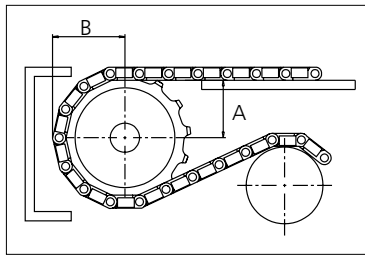
Molded sprocket



Cast iron sprocket



Molded two part sprocket



Please ensure that sufficient size shaft and keyway are chosen for corresponding load.

Other sprocket sizes are available upon request

Width of tooth: 15.8 mm/0.62 in

Width of sprocket: 42.3 mm/1.67 in

uni Retainer Rings: See uni Retainer Ring data sheet

uni Idler: See uni Idler data sheet



Conveyor Belts




Seamless Belts



Modular Belts



Timing Belts



Transmission Belts



Fabrication & service

Solid advice
For all your belting needs
Local stock & service
www.ammeraalbeltech.com

Ammeraal Beltech Modular A/S
Hjulmagervej 21
DK-7100 Vejle

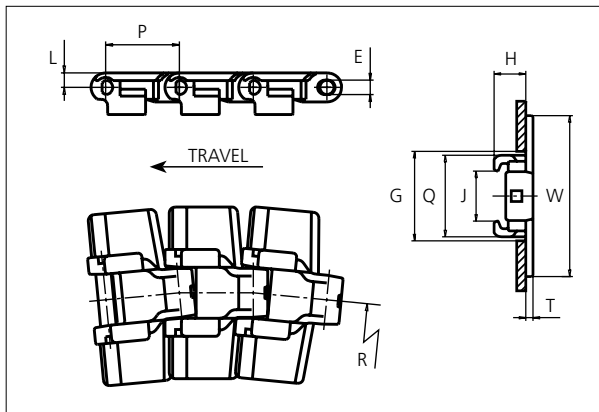
T +45 7572 3100
F +45 7572 3348
admin@unichains.com
www.unichains.com

This information is subject to alteration due to continuous development. Ammeraal Beltech will not be held liable for the incorrect use of the above stated information. This information replaces previous information. All activities performed and services rendered by Ammeraal Beltech are subject to general terms and conditions of sale and delivery, as applied by its operating companies.



Slat Top Plastic Chain

Series **uni 880** Type **Super Flex**



Slat Top Plastic Chain
 Side flexing chain
 Pitch: 38.1 mm (1.50 in)
 Backflex radius: 75.0 mm (3.00 in)
 Permissible tensile strength:
 POM material: 2250 N (506 lbf)

 Delivery: 3.05 m (10 ft)
 No. of links/box: 80

STANDARD

SIDE FLEXING

E		G		H		J		L		P		Q		T	
mm	in	mm	in	mm	in	mm	in	mm	in	mm	in	mm	in	mm	in
7.0	0.28	46.0	1.81	17.5	0.69	27.5	1.08	7.5	0.30	38.1	1.50	42.3	1.67	4.0	0.16

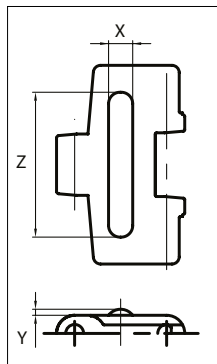
All dimensions are for chains in POM material.

	Width (W)		Material & color	Pin material	Weight		Min. radius (R)	
	mm	in			kg/m	lb/ft	mm	in
K250	63.5	2.50	-	-	-	-	-	-
K325	82.6	3.25	POM-LF BR	SS304	1.0	0.67	457.0	17.99
K350	88.9	3.50	-	-	-	-	-	-
K450	114.3	4.50	POM-LF BR	SS304	1.1	0.67	610.0	24.02
K750	190.5	7.50	-	-	-	-	-	-

Non standard material and color: See uni Material and Color Overview.
 Non standard pin material: See uni Material and Color Overview.

Accessories

Rubber Top



Width	Link material	Rubber material	Z		X		Y	
			mm	in	mm	in	mm	in
K325	POM-LF BR	05 I	60	2.36	10	0.39	2.5	0.10
K450	POM-LF BR	05 I	90	3.54	10	0.39	2.5	0.10

When ordering, please state the required distance between the Rubber Top.

Other Non Standard rubber profiles: See uni Rubber Profile Overview.

PITCH 38.1 MM/1.50 IN



Sprocket

No. of teeth	Pitch diameter		Overall diameter		Min. ø bore		Max. ø bore		Hub diameter		Dimension A		Dimension B		Molded PA66 LG	Molded Cast Iron	Machined PA66
	mm	in	mm	in	mm	in	mm	in	mm	in	mm	in	mm	in			
Z9	111.4	4.39	109.7	4.32	20.0	0.80	40.0	1.60	70.0	2.76	55.9	2.20	63.2	2.49	x	x	
Z10	123.3	4.85	122.3	4.81	20.0	0.80	40.0	1.60	70.0	2.76	62.2	2.45	69.2	2.72	x	x	
Z11	135.2	5.32	134.8	5.31	20.0	0.80	40.0	1.60	70.0	2.76	68.4	2.69	75.1	2.96	x	x	
Z12	147.2	5.80	147.2	5.80	20.0	0.80	40.0	1.60	70.0	2.76	74.6	2.94	81.1	3.19	x	x	
Z15	183.3	7.22	184.3	7.26	20.0	0.80	40.0	1.60	70.0	2.76	93.2	3.67	99.2	3.91	x	x	

Two part sprocket

No. of teeth	Pitch diameter		Overall diameter		Min. ø bore		Max. ø bore		Hub diameter		Dimension A		Dimension B		Molded PA66 LG	Molded Cast Iron	Machined PA66
	mm	in	mm	in	mm	in	mm	in	mm	in	mm	in	mm	in			
Z9	111.4	4.39	109.7	4.32	20.0	0.80	40.0	1.60	70.0	2.76	55.9	2.20	63.2	2.49	x		
Z10	123.3	4.85	122.3	4.81	20.0	0.80	40.0	1.60	70.0	2.76	62.2	2.45	69.2	2.72	x		
Z11	135.2	5.32	134.8	5.31	20.0	0.80	40.0	1.60	70.0	2.76	68.4	2.69	75.1	2.96	x		
Z12	147.2	5.80	147.2	5.80	20.0	0.80	40.0	1.60	70.0	2.76	74.6	2.94	81.1	3.19	x		

Non standard material and color:
See uni Material and Color Overview.

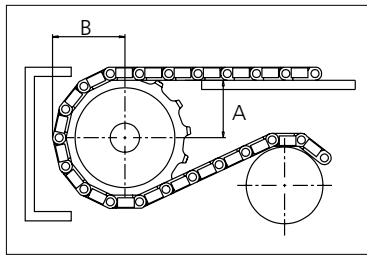
Molded sprocket



Cast iron sprocket



Molded two part sprocket



Please ensure that sufficient size shaft and keyway are chosen for corresponding load.

Other sprocket sizes are available upon request

Width of tooth: 15.8 mm/0.62 in

Width of sprocket: 42.3 mm/1.67 in

uni Retainer Rings: See uni Retainer Ring data sheet

uni Idler: See uni Idler data sheet



Conveyor Belts




Seamless Belts



Modular Belts



Timing Belts



Transmission Belts



Fabrication & service

Solid advice
For all your belting needs
Local stock & service
www.ammeraalbeltech.com

Ammeraal Beltech Modular A/S
Hjulmagervej 21
DK-7100 Vejle

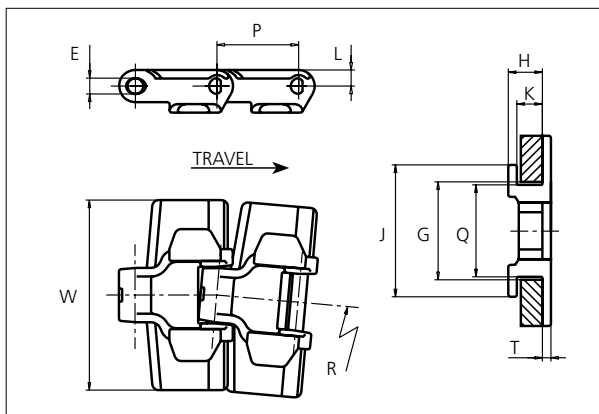
T +45 7572 3100
F +45 7572 3348
admin@unichains.com
www.unichains.com

This information is subject to alteration due to continuous development. Ammeraal Beltech will not be held liable for the incorrect use of the above stated information. This information replaces previous information. All activities performed and services rendered by Ammeraal Beltech are subject to general terms and conditions of sale and delivery, as applied by its operating companies.



Slat Top Plastic Chain

Series **uni 880** Type **Tab R**



Slat Top Plastic Chain
 Side flexing chain
 Pitch: 38.1 mm (1.50 in)
 Backflex radius: 75.0 mm (3.00 in)
 Permissible tensile strength:
 POM material: 2250 N (506 lbf)

 Delivery: 3.05 m (10 ft)
 No. of links/box: 80

STANDARD

E		G		H		J		K		L		P		Q		T	
mm	in	mm	in	mm	in	mm	in	mm	in	mm	in	mm	in	mm	in	mm	in
7.1	0.28	44.5	1.75	15.9	0.63	61.5	2.42	11.9	0.47	7.5	0.30	38.1	1.50	43.1	1.70	4.0	0.16

All dimensions are for chains in POM material.

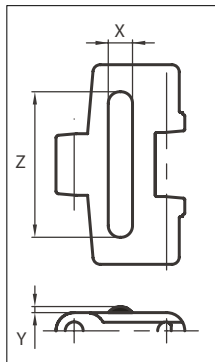
	Width (W)		Material & color	Pin material	Weight		Min. radius (R)	
	mm	in			kg/m	lb/ft	mm	in
K200	50.6	2.00	-	-	-	-	-	-
K250	63.5	2.50	POM-LF BR	SS304	0.8	0.54	200	7.87
K325	82.6	3.25	POM-LF BR POM-SLF DG	SS304	1.0	0.67	200	7.87
K450	114.3	4.50	POM-LF BR	SS304	1.1	0.75	200	7.87

Non standard material and color: See uni Material and Color Overview.
 Non standard pin material: See uni Material and Color Overview.

SIDE FLEXING

Accessories

Rubber Top



Width	Link material	Rubber material	Z		X		Y	
			mm	in	mm	in	mm	in
K325	POM-LF BR	05 I	60	2.36	10	0.39	2.5	0.10
K450	POM-LF BR	05 I	60	2.36	10	0.39	2.5	0.10

When ordering, please state the required distance between the Rubber Top.

Other Non Standard rubber profiles: See uni Rubber Profile Overview.

PITCH 38.1 MM/1.50 IN



Sprocket

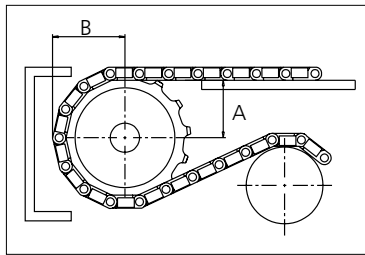
No. of teeth	Pitch diameter		Overall diameter		Min. ø bore		Max. ø bore		Hub diameter		Dimension A		Dimension B		Molded PA66 LG	Molded Cast Iron	Machined PA66
	mm	in	mm	in	mm	in	mm	in	mm	in	mm	in	mm	in			
Z9	111.4	4.39	109.7	4.32	20.0	0.80	40.0	1.60	70.0	2.76	55.9	2.20	63.2	2.49	x	x	
Z10	123.3	4.85	122.3	4.81	20.0	0.80	40.0	1.60	70.0	2.76	62.2	2.45	69.2	2.72	x	x	
Z11	135.2	5.32	134.8	5.31	20.0	0.80	40.0	1.60	70.0	2.76	68.4	2.69	75.1	2.96	x	x	
Z12	147.2	5.80	147.2	5.80	20.0	0.80	40.0	1.60	70.0	2.76	74.6	2.94	81.1	3.19	x	x	
Z15	183.3	7.22	184.3	7.26	20.0	0.80	40.0	1.60	70.0	2.76	93.2	3.67	99.2	3.91	x	x	

Two part sprocket

No. of teeth	Pitch diameter		Overall diameter		Min. ø bore		Max. ø bore		Hub diameter		Dimension A		Dimension B		Molded PA66 LG	Molded Cast Iron	Machined PA66
	mm	in	mm	in	mm	in	mm	in	mm	in	mm	in	mm	in			
Z9	111.4	4.39	109.7	4.32	20.0	0.80	40.0	1.60	70.0	2.76	55.9	2.20	63.2	2.49	x		
Z10	123.3	4.85	122.3	4.81	20.0	0.80	40.0	1.60	70.0	2.76	62.2	2.45	69.2	2.72	x		
Z11	135.2	5.32	134.8	5.31	20.0	0.80	40.0	1.60	70.0	2.76	68.4	2.69	75.1	2.96	x		
Z12	147.2	5.80	147.2	5.80	20.0	0.80	40.0	1.60	70.0	2.76	74.6	2.94	81.1	3.19	x		

Non standard material and color:
See uni Material and Color Overview.

Molded sprocket Cast iron sprocket Molded two part sprocket



Please ensure that sufficient size shaft and keyway are chosen for corresponding load.

Other sprocket sizes are available upon request
Width of tooth: 15.8 mm/0.62 in
Width of sprocket: 42.3 mm/1.67 in
uni Retainer Rings: See uni Retainer Ring data sheet
uni Idler: See uni Idler data sheet

uni 880 Tab R/1401



Solid advice
For all your belting needs
Local stock & service
www.ammeraalbeltech.com

Ammeraal Beltech Modular A/S
Hjulmagervej 21
DK-7100 Vejle

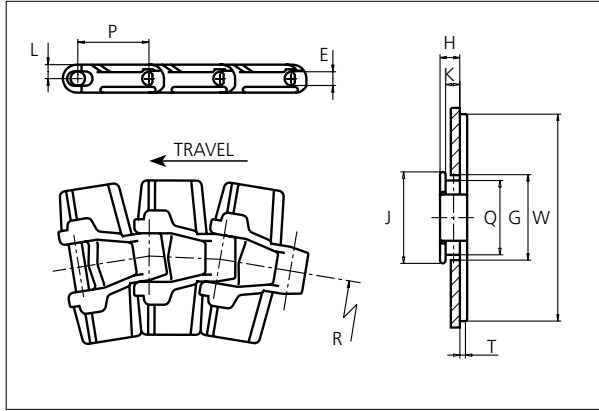
T +45 7572 3100
F +45 7572 3348
admin@unichains.com
www.unichains.com

This information is subject to alteration due to continuous development. Ammeraal Beltech will not be held liable for the incorrect use of the above stated information. This information replaces previous information. All activities performed and services rendered by Ammeraal Beltech are subject to general terms and conditions of sale and delivery, as applied by its operating companies.



Slat Top Plastic Chain

Series **uni 880** Type **Tab RT**



Slat Top Plastic Chain
 Side flexing chain
 Pitch: 38.1 mm (1.50 in)
 Backflex radius: 75.0 mm (3.00 in)
 Permissible tensile strength:
 POM material: 2250 N (506 lbf)

 Delivery: 3.05 m (10 ft)
 No. of links/box: 80

STANDARD

E		G		H		J		K		L		P		Q		T	
mm	in	mm	in	mm	in	mm	in	mm	in	mm	in	mm	in	mm	in	mm	in
7.1	0.28	44.5	1.75	11.0	0.43	50.4	1.98	7.9	0.30	7.5	0.30	38.1	1.50	41.2	1.62	4.0	0.16

All dimensions are for chains in POM material.

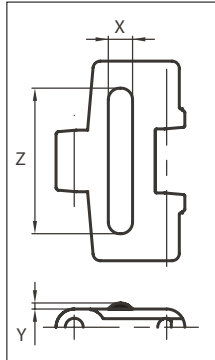
	Width (W)		Material & color	Pin material	Weight		Min. radius (R)	
	mm	in			kg/m	lb/ft	mm	in
K325	82.6	3.25	POM-LF BR	SS304	0.9	0.60	200	7.87
K450	114.3	4.25	-	-	-	-	-	-

Non standard material and color: See uni Material and Color Overview.
 Non standard pin material: See uni Material and Color Overview.

SIDE FLEXING

Accessories

Rubber Top



Width	Link material	Rubber material	Z		X		Y	
			mm	in	mm	in	mm	in
K325	POM-LF BR	05 I	60	2.36	10	0.39	2.5	0.10

When ordering, please state the required distance between the Rubber Top.

Other Non Standard rubber profiles: See uni Rubber Profile Overview.

PITCH 38.1 MM/1.50 IN



Sprocket

No. of teeth	Pitch diameter		Overall diameter		Min. ϕ bore		Max. ϕ bore		Hub diameter		Dimension A		Dimension B		Molded PA66 LG	Molded Cast Iron	Machined PA66
	mm	in	mm	in	mm	in	mm	in	mm	in	mm	in	mm	in			
Z9	111.4	4.39	109.7	4.32	20.0	0.80	40.0	1.60	70.0	2.76	55.9	2.20	63.2	2.49	x	x	
Z10	123.3	4.85	122.3	4.81	20.0	0.80	40.0	1.60	70.0	2.76	62.2	2.45	69.2	2.72	x	x	
Z11	135.2	5.32	134.8	5.31	20.0	0.80	40.0	1.60	70.0	2.76	68.4	2.69	75.1	2.96	x	x	
Z12	147.2	5.80	147.2	5.80	20.0	0.80	40.0	1.60	70.0	2.76	74.6	2.94	81.1	3.19	x	x	
Z15	183.3	7.22	184.3	7.26	20.0	0.80	40.0	1.60	70.0	2.76	93.2	3.67	99.2	3.91	x	x	

Two part sprocket

No. of teeth	Pitch diameter		Overall diameter		Min. ϕ bore		Max. ϕ bore		Hub diameter		Dimension A		Dimension B		Molded PA66 LG	Molded Cast Iron	Machined PA66
	mm	in	mm	in	mm	in	mm	in	mm	in	mm	in	mm	in			
Z9	111.4	4.39	109.7	4.32	20.0	0.80	40.0	1.60	70.0	2.76	55.9	2.20	63.2	2.49	x		
Z10	123.3	4.85	122.3	4.81	20.0	0.80	40.0	1.60	70.0	2.76	62.2	2.45	69.2	2.72	x		
Z11	135.2	5.32	134.8	5.31	20.0	0.80	40.0	1.60	70.0	2.76	68.4	2.69	75.1	2.96	x		
Z12	147.2	5.80	147.2	5.80	20.0	0.80	40.0	1.60	70.0	2.76	74.6	2.94	81.1	3.19	x		

Non standard material and color:
See uni Material and Color Overview.

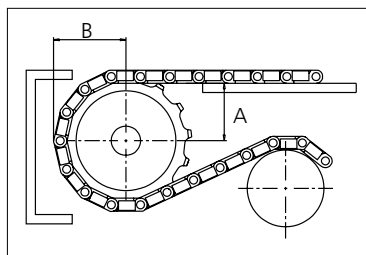
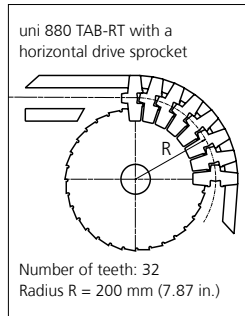
Molded sprocket



Cast iron sprocket



Molded two part sprocket



Please ensure that sufficient size shaft and keyway are chosen for corresponding load.

Other sprocket sizes are available upon request

Width of tooth: 15.8 mm/0.62 in

Width of sprocket: 42.3 mm/1.67 in

uni Retainer Rings: See uni Retainer Ring data sheet

uni Idler: See uni Idler data sheet

uni 880 Tab RT/1401



Solid advice
For all your belting needs
Local stock & service
www.ammeraalbeltech.com

Ammeraal Beltech Modular A/S
Hjulmagervej 21
DK-7100 Vejle

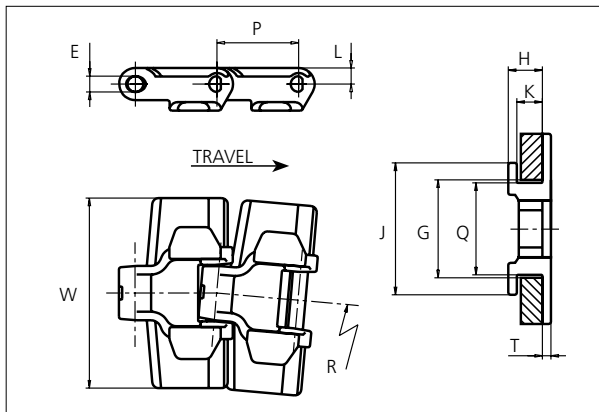
T +45 7572 3100
F +45 7572 3348
admin@unichains.com
www.unichains.com

This information is subject to alteration due to continuous development. Ammeraal Beltech will not be held liable for the incorrect use of the above stated information. This information replaces previous information. All activities performed and services rendered by Ammeraal Beltech are subject to general terms and conditions of sale and delivery, as applied by its operating companies.



Slat Top Plastic Chain

Series **uni 880** Type **Tab**



Slat Top Plastic Chain
 Side flexing chain
 Pitch: 38.1 mm (1.50 in)
 Backflex radius: 75.0 mm (3.00 in)
 Permissible tensile strength:
 POM material: 2250 N (506 lbf)

 Delivery: 3.05 m (10 ft)
 No. of links/box: 80

STANDARD

E		G		H		J		K		L		P		Q		T	
mm	in	mm	in	mm	in	mm	in	mm	in	mm	in	mm	in	mm	in	mm	in
7.1	0.28	44.5	1.75	15.9	0.63	61.5	2.42	11.9	0.47	7.5	0.30	38.1	1.50	43.1	1.70	4.0	0.16

All dimensions are for chains in POM material.

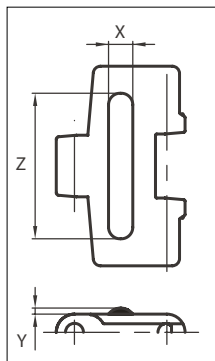

	Width (W)		Material & color	Pin material	Weight		Min. radius (R)	
	mm	in			kg/m	lb/ft	mm	in
K250	63.5	2.50	-	-	-	-	-	-
K325	82.6	3.25	POM-D W G POM-LF BR B POM-SLF DG POM-EC K	SS304	1.0	0.67	400	15.75
K350	88.9	3.50	POM-LF BR B	SS304	1.0	0.67	400	15.75
K450	114.3	4.50	POM-D W G POM-LF BR B	SS304	1.1	0.74	400	15.75
K750	190.5	7.50	POM-D W G POM-LF BR B	SS304	1.5	1.00	400	15.75

Non standard material and color: See uni Material and Color Overview.

Non standard pin material: See uni Material and Color Overview.

Accessories

Rubber Top



When ordering, please state the required distance between the Rubber Top.
 Other Non Standard rubber profiles: See uni Rubber Profile Overview.

Width	Link material	Rubber material	Z		X		Y	
			mm	in	mm	in	mm	in
K325	POM-LF BR	05 I	60	2.36	10	0.39	2.5	0.10
K350	POM-LF BR	05 I	60	2.36	10	0.39	2.5	0.10
K450	POM-LF BR	05 I	90	3.54	10	0.39	2.5	0.10
K750	POM-LF BR	05 I	130	5.12	10	0.39	2.5	0.10

SIDE FLEXING

PITCH 38.1 MM/1.50 IN



Sprocket

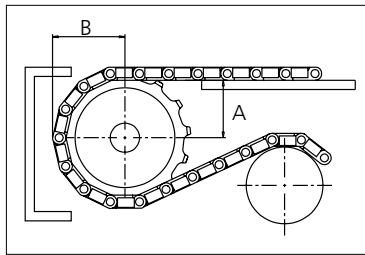
No of teeth	Pitch diameter		Overall-diameter		Min. ø bore		Max. ø bore		Hub-diameter		A-dimension		B-dimension		Molded PA66 LG	Molded Cast Iron	Machined PA66
	mm	in	mm	in	mm	in	mm	in	mm	in	mm	in	mm	in			
Z9	111.4	4.39	109.7	4.32	20.0	0.80	40.0	1.60	70.0	2.76	55.9	2.20	63.2	2.49	x	x	
Z10	123.3	4.85	122.3	4.81	20.0	0.80	40.0	1.60	70.0	2.76	62.2	2.45	69.2	2.72	x	x	
Z11	135.2	5.32	134.8	5.31	20.0	0.80	40.0	1.60	70.0	2.76	68.4	2.69	75.1	2.96	x	x	
Z12	147.2	5.80	147.2	5.80	20.0	0.80	40.0	1.60	70.0	2.76	74.6	2.94	81.1	3.19	x	x	
Z15	183.3	7.22	184.3	7.26	20.0	0.80	40.0	1.60	70.0	2.76	93.2	3.67	99.2	3.91	x	x	

Two part sprocket

No of teeth	Pitch diameter		Overall-diameter		Min. ø bore		Max. ø bore		Hub-diameter		A-dimension		B-dimension		Molded PA66 LG	Molded Cast Iron	Machined PA66
	mm	in	mm	in	mm	in	mm	in	mm	in	mm	in	mm	in			
Z9	111.4	4.39	109.7	4.32	20.0	0.80	40.0	1.60	70.0	2.76	55.9	2.20	63.2	2.49	x		
Z10	123.3	4.85	122.3	4.81	20.0	0.80	40.0	1.60	70.0	2.76	62.2	2.45	69.2	2.72	x		
Z11	135.2	5.32	134.8	5.31	20.0	0.80	40.0	1.60	70.0	2.76	68.4	2.69	75.1	2.96	x		
Z12	147.2	5.80	147.2	5.80	20.0	0.80	40.0	1.60	70.0	2.76	74.6	2.94	81.1	3.19	x		

Non standard material and color:
See uni Material and Color Overview.

Molded sprocket Cast iron sprocket Molded two part sprocket



Please ensure that sufficient size shaft and keyway are chosen for corresponding load.

Other sprocket sizes are available upon request
Width of tooth: 15.8 mm/0.62 in
Width of sprocket: 42.3 mm/1.67 in
uni Retainer Rings: See uni Retainer Ring data sheet
uni Idler: See uni Idler data sheet

uni 880 Tab/141202



Expert advice, quality solutions and local service for all your belting needs
www.ammeraalbeltech.com

Ammeraal Beltech Modular A/S
Hjulmagervej 21
DK-7100 Vejle

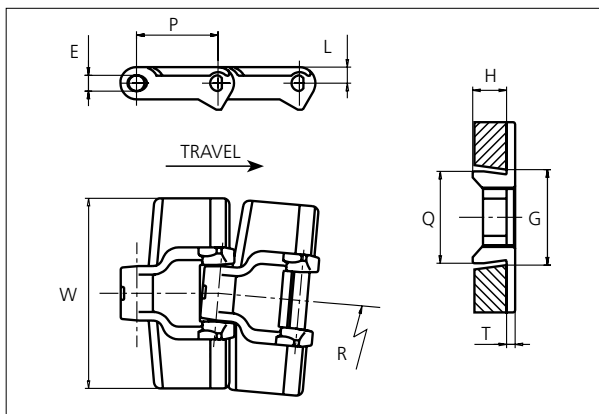
T +45 7572 3100
F +45 7572 3348
admin@unichains.com
www.unichains.com

This information is subject to alteration due to continuous development. Ammeraal Beltech will not be held liable for the incorrect use of the above stated information. This information replaces previous information. All activities performed and services rendered by Ammeraal Beltech are subject to general terms and conditions of sale and delivery, as applied by its operating companies.



Slat Top Plastic Chain

Series **uni 880** Type -



Slat Top Plastic Chain
 Side flexing chain
 Pitch: 38.1 mm (1.50 in)
 Backflex radius: 75.0 mm (3.00 in)
 Permissible tensile strength:
 POM material: 2250 N (506 lbf)

 Delivery: 3.048 m (10 ft)
 No. of links/box: 80

STANDARD

E		G*		G**		H		J		K		L		P		Q		T	
mm	in	mm	in	mm	in	mm	in	mm	in	mm	in	mm	in	mm	in	mm	in	mm	in
7.1	0.28	41.3	1.63	46.6	1.83	15.9	0.63	61.5	2.42	11.9	0.47	7.5	0.30	38.1	1.50	43.1	1.70	4.0	0.16

*Curve, ** Straight

All dimensions are for chains in POM material.

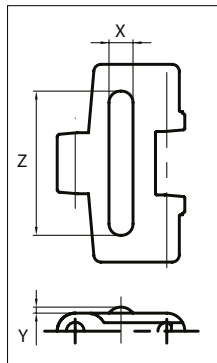
	Width (W)		Material & color	Pin material	Weight		Min. radius (R)	
	mm	in			kg/m	lb/ft	mm	in
K250	63.5	2.50	-	-	-	-	-	-
K325	82.6	3.25	POM-LF BR POM-D G	SS304	0.9	0.60	400	15.75
K350	88.9	3.50	POM-LF BR	SS304	1.0	0.67	400	15.75
K450	114.3	4.50	POM-LF BR	SS304	1.4	0.94	400	15.75
K750	190.5	7.50	-	-	-	-	-	-

Non standard material and color: See uni Material and Color Overview.

Non standard pin material: See uni Material and Color Overview.

Accessories

Rubber Top



When ordering, please state the required distance between the Rubber Top.

Other Non Standard rubber profiles: See uni Rubber Profile Overview.

Width	Link material	Rubber material	Z		X		Y	
			mm	in	mm	in	mm	in
K325	POM-LF BR	05 I	60	2.36	10	0.39	2.5	0.10
K350	POM-LF BR	05 I	60	2.36	10	0.39	2.5	0.10
K450	POM-LF BR	05 I	90	3.54	10	0.39	2.5	0.10

SIDE FLEXING

PITCH 38.1 MM/1.50 IN



Sprocket

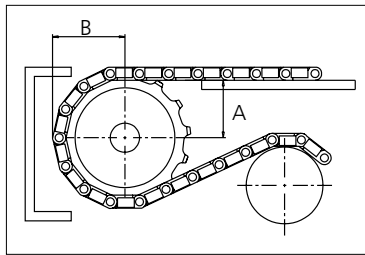
No of teeth	Pitch diameter		Overall-diameter		Min. ø bore		Max. ø bore		Hub-diameter		A-dimension		B-dimension		Molded PA66 LG	Molded Cast Iron	Machined PA66
	mm	in	mm	in	mm	in	mm	in	mm	in	mm	in	mm	in			
Z9	111.4	4.39	109.7	4.32	20.0	0.80	40.0	1.60	70.0	2.76	55.9	2.20	63.2	2.49	x	x	
Z10	123.3	4.85	122.3	4.81	20.0	0.80	40.0	1.60	70.0	2.76	62.2	2.45	69.2	2.72	x	x	
Z11	135.2	5.32	134.8	5.31	20.0	0.80	40.0	1.60	70.0	2.76	68.4	2.69	75.1	2.96	x	x	
Z12	147.2	5.80	147.2	5.80	20.0	0.80	40.0	1.60	70.0	2.76	74.6	2.94	81.1	3.19	x	x	
Z15	183.3	7.22	184.3	7.26	20.0	0.80	40.0	1.60	70.0	2.76	93.2	3.67	99.2	3.91	x	x	

Two part sprocket

No of teeth	Pitch diameter		Overall-diameter		Min. ø bore		Max. ø bore		Hub-diameter		A-dimension		B-dimension		Molded PA66 LG	Molded Cast Iron	Machined PA66
	mm	in	mm	in	mm	in	mm	in	mm	in	mm	in	mm	in			
Z9	111.4	4.39	109.7	4.32	20.0	0.80	40.0	1.60	70.0	2.76	55.9	2.20	63.2	2.49	x		
Z10	123.3	4.85	122.3	4.81	20.0	0.80	40.0	1.60	70.0	2.76	62.2	2.45	69.2	2.72	x		
Z11	135.2	5.32	134.8	5.31	20.0	0.80	40.0	1.60	70.0	2.76	68.4	2.69	75.1	2.96	x		
Z12	147.2	5.80	147.2	5.80	20.0	0.80	40.0	1.60	70.0	2.76	74.6	2.94	81.1	3.19	x		

Non standard material and color:
See uni Material and Color Overview.

Molded sprocket Cast iron sprocket Molded two part sprocket



Please ensure that sufficient size shaft and keyway are chosen for corresponding load.

Other sprocket sizes are available upon request
Width of tooth: 15.8 mm/0.62 in
Width of sprocket: 42.3 mm/1.67 in
uni Retainer Rings: See uni Retainer Ring data sheet
uni Idler: See uni Idler data sheet

uni 880/1304



Solid advice
For all your belting needs
Local stock & service
www.ammeraalbeltech.com

Ammeraal Beltech Modular A/S
Hjulmagervej 21
DK-7100 Vejle

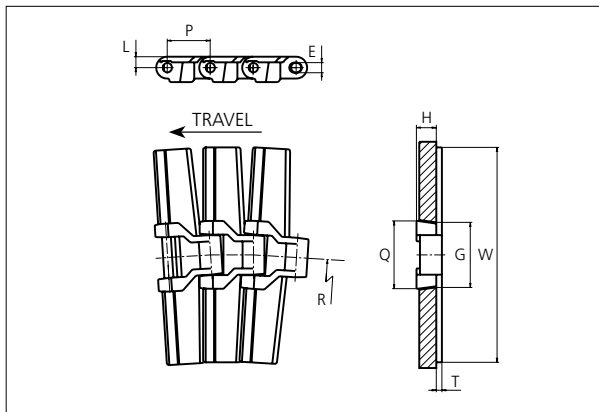

T +45 7572 3100
F +45 7572 3348
admin@unichains.com
www.unichains.com

This information is subject to alteration due to continuous development. Ammeraal Beltech will not be held liable for the incorrect use of the above stated information. This information replaces previous information. All activities performed and services rendered by Ammeraal Beltech are subject to general terms and conditions of sale and delivery, as applied by its operating companies.



Slat Top Plastic Chain

Series **uni 882** Type -



Slat Top Plastic Chain
 Side flexing chain
 Pitch: 38.1 mm (1.50 in)
 Backflex radius: 75.0 mm (3.0 in)
 Permissible tensile strength:
 POM material: 4000 N (899 lbf)

 Delivery: 3.048 m (10 ft)
 No. of links/box: 80

NON STANDARD

E		G*		G**		H		L		P		Q		T	
mm	in	mm	in	mm	in	mm	in	mm	in	mm	in	mm	in	mm	in
8.7	0.34	58.0	2.28	63.6	2.50	17.5	0.69	9.5	0.37	38.1	1.50	60.5	2.38	5.0	0.20

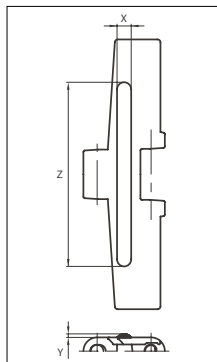

*Curve. ** Straight
 All dimensions are for chains in POM material.

	Width (W)		Recommended material & color	Recommended pin material	Weight		Min. radius (R)		
	mm	in			kg/m	lb/ft	mm	in	
K450	114.3	4.50	POM-D W POM-LF BR	POM-D G POM-SLF DG	SS304	1.8	1.21	610	24.02
K750	190.5	7.50	POM-D W POM-LF BR	POM-D G POM-SLF DG	SS304	2.2	1.48	610	24.02
K1000	254.0	10.00	POM-D W POM-LF BR	POM-D G POM-SLF DG	SS304	2.5	1.68	610	24.02
K1200	304.8	12.00	POM-D W POM-LF BR	POM-D G POM-SLF DG	SS304	2.8	1.88	610	24.02

Non standard material and color: See uni Material and Color Overview.
 Non standard pin material: See uni Material and Color Overview.

Accessories

Rubber Top



When ordering, please state the required distance between the Rubber Top.

Other Non Standard rubber profiles:
 See uni Rubber Profile Overview.

Width	Link material	Rubber material	Z		X		Y	
			mm	in	mm	in	mm	in
K450	POM-LF BR	05 I	90.0	3.54	10.0	0.39	2.5	0.10
	POM-D G							
K750	POM-LF BR	05 I	130.0	5.12	10.0	0.39	2.5	0.10
	POM-D G							
K1000	POM-LF BR	05 I	200.0	7.87	10.0	0.39	2.5	0.10
	POM-D G							
K1200	POM-LF BR	05 I	295.0	11.61	8.0	0.31	2.5	0.10
	POM-D G							

SIDE FLEXING

PITCH 38.1 MM/1.50 IN



Sprocket

No. of teeth	Pitch diameter		Overall-diameter		Min. ø bore		Max. ø bore		Hub-diameter		A-dimension		B-dimension		Molded PA66 LG	Molded Cast Iron	Machined PA66
	mm	in	mm	in	mm	in	mm	in	mm	in	mm	in	mm	in			
Z9	111.4	4.39	112.7	4.44	20.0	0.79	45.0	1.77	60.0	2.36	57.1	2.25	65.4	2.57	x	x	
Z10	123.3	4.85	125.0	4.92	20.0	0.79	45.0	1.77	65.0	2.56	63.4	2.50	71.3	2.81	x	x	
Z11	135.2	5.32	137.4	5.41	20.0	0.79	50.0	1.97	73.5	2.89	69.6	2.74	77.3	3.04	x	x	
Z12	147.2	5.80	150.6	5.93	20.0	0.79	50.0	1.97	73.5	2.89	75.8	2.98	83.3	3.28	x	x	
Z15	183.3	7.22	186.9	7.36	20.0	0.79	50.0	1.97	120.0	4.72	94.3	3.71	101.3	3.99		x	x

Two part sprocket

No. of teeth	Pitch diameter		Overall-diameter		Min. ø bore		Max. ø bore		Hub-diameter		A-dimension		B-dimension		Molded PA66 LG	Molded Cast Iron	Machined PA66
	mm	in	mm	in	mm	in	mm	in	mm	in	mm	in	mm	in			
Z9	111.4	4.39	112.7	4.31	20.0	0.79	45.0	1.77	60.0	2.36	57.1	2.25	65.4	2.57	x		
Z10	123.3	4.85	125.0	4.81	20.0	0.79	45.0	1.77	65.0	2.56	63.4	2.50	71.3	2.81	x		
Z11	135.2	5.32	137.4	5.30	20.0	0.79	50.0	1.97	73.5	2.89	69.6	2.74	77.3	3.04	x		
Z12	147.2	5.80	150.6	5.79	20.0	0.79	50.0	1.97	73.5	2.89	75.8	2.98	83.3	3.28	x		

Non standard material and color:
See uni Material and Color Overview.

Molded sprocket



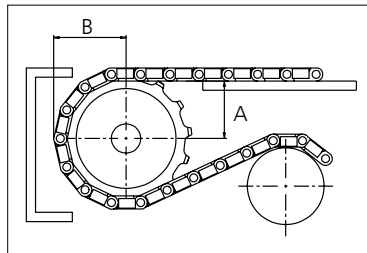
Cast iron sprocket



Machined sprocket



Molded two part sprocket



Please ensure that sufficient size shaft and keyway are chosen for corresponding load.

Other sprocket sizes are available upon request
Width of tooth: 22.20 mm/0.87 in
Width of sprocket: 42.3 mm/1.70 in
uni Retainer Rings: See uni Retainer Ring data sheet



Solid advice
For all your belting needs
Local stock & service
www.ammeraalbeltech.com

Ammeraal Beltech Modular A/S
Hjulmagervej 21
DK-7100 Vejle

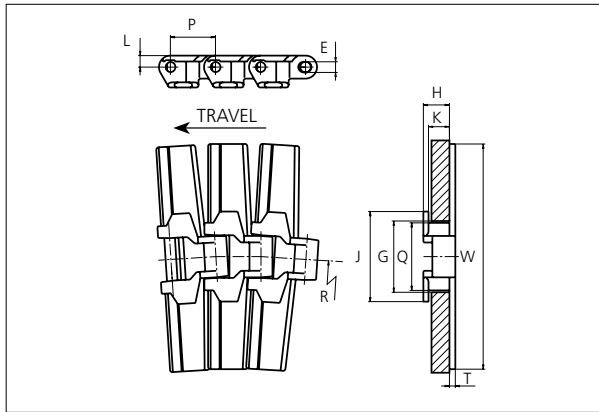
T +45 7572 3100
F +45 7572 3348
admin@unichains.com
www.unichains.com

This information is subject to alteration due to continuous development. Ammeraal Beltech will not be held liable for the incorrect use of the above stated information. This information replaces previous information. All activities performed and services rendered by Ammeraal Beltech are subject to general terms and conditions of sale and delivery, as applied by its operating companies.



Slat Top Plastic Chain

Series **uni 882** Type **Tab**



Slat Top Plastic Chain
 Side flexing chain
 Pitch: 38.1 mm (1.50 in)
 Backflex radius: 75.0 mm (3.0 in)
 Permissible tensile strength:
 POM material: 4000 N (899 lbf)

 Delivery: 3.05 m (10 ft)
 No. of links/box: 80

STANDARD

E		G		H		J		K		L		P		Q		T	
mm	in	mm	in	mm	in	mm	in	mm	in	mm	in	mm	in	mm	in	mm	in
8.7	0.34	59.5	2.34	22.2	0.87	76.2	3.00	17.5	0.69	9.5	0.37	38.1	1.50	57.2	2.25	5.0	0.20

All dimensions are for chains in POM material.

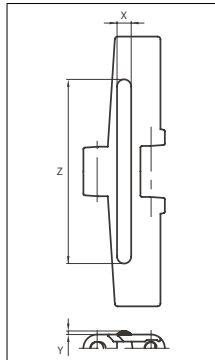

	Width (W)		Material & color	Pin material	Weight		Min. radius (R)	
	mm	in			kg/m	lb/ft	mm	in
K450	114.3	4.50	POM-LF BR B	SS304	1.9	1.28	610	24.02
K750	190.5	7.50	POM-D G POM-LF BR B	SS304	2.3	1.55	610	24.02
K1000	254.0	10.00	POM-D W POM-LF BR B	SS304	2.7	1.81	610	24.02
K1200	304.8	12.00	POM-D W G POM-LF BR B	SS304	2.9	1.95	610	24.02
K1500	381.0	15.00	POM-LF BR B	SS304	3.1	2.08	700*	27.56*
K1600	406.4	16.00	POM-LF BR B	SS304	3.2	2.15	700*	27.56*

Non standard material and color: See uni Material and Color Overview.
 Non standart pin material: See uni Material and Color Overview.

* For uni 882 Tab-K1500 and uni 882 Tab-K1600 we recommend minimum turn radius 700 mm/27.56 in because of the chain width and the danger of links overlapping.

Accessories

Rubber Top



When ordering, please state the required distance between the Rubber Top.

Other Non Standard rubber profiles: See uni Rubber Profile Overview.

Width	Link material	Rubber material	Z		X		Y	
			mm	in	mm	in	mm	in
K450	POM-LF BR	05 I	90.0	3.54	10.0	0.39	2.5	0.10
K750	POM-LF BR POM-D G	05 I	130.0	5.12	10.0	0.39	2.5	0.10
K1000	POM-LF BR	05 I	200.0	7.87	10.0	0.39	2.5	0.10
K1200	POM-LF BR POM-D G	05 I	295.0	11.61	8.0	0.31	2.5	0.10
K1500	POM-LF BR	05 I	295.0	11.61	8.0	0.31	2.5	0.10
K1600	POM-LF BR	05 I	295.0	11.61	8.0	0.31	2.5	0.10

SIDE FLEXING

PITCH 38.1 MM/1.50 IN



Sprocket

No of teeth	Pitch diameter		Overall-diameter		Min. ø bore		Max. ø bore		Hub-diameter		A-dimension		B-dimension		Molded PA66 LG	Molded Cast Iron	Machined PA66
	mm	in	mm	in	mm	in	mm	in	mm	in	mm	in	mm	in			
Z9	111.4	4.39	112.7	4.44	20.0	0.79	45.0	1.77	60.0	2.36	57.1	2.25	65.4	2.57	x	x	
Z10	123.3	4.85	125.0	4.92	20.0	0.79	45.0	1.77	65.0	2.56	63.4	2.50	71.3	2.81	x	x	
Z11	135.2	5.32	137.4	5.41	20.0	0.79	50.0	1.97	73.5	2.89	69.6	2.74	77.3	3.04	x	x	
Z12	147.2	5.80	150.6	5.93	20.0	0.79	50.0	1.97	73.5	2.89	75.8	2.98	83.3	3.28	x	x	
Z15	183.3	7.22	186.9	7.36	20.0	0.79	50.0	1.97	120.0	4.72	94.3	3.71	101.3	3.99		x	x

Two part sprocket

No of teeth	Pitch diameter		Overall-diameter		Min. ø bore		Max. ø bore		Hub-diameter		A-dimension		B-dimension		Molded PA66 LG	Molded Cast Iron	Machined PA66
	mm	in	mm	in	mm	in	mm	in	mm	in	mm	in	mm	in			
Z9	111.4	4.39	112.7	4.31	20.0	0.79	45.0	1.77	60.0	2.36	57.1	2.25	65.4	2.57	x		
Z10	123.3	4.85	125.0	4.81	20.0	0.79	45.0	1.77	65.0	2.56	63.4	2.50	71.3	2.81	x		
Z11	135.2	5.32	137.4	5.30	20.0	0.79	50.0	1.97	73.5	2.89	69.6	2.74	77.3	3.04	x		
Z12	147.2	5.80	150.6	5.79	20.0	0.79	50.0	1.97	73.5	2.89	75.8	2.98	83.3	3.28	x		

Molded sprocket



Cast iron sprocket



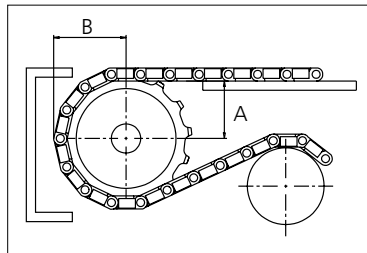
Machined sprocket



Molded two part sprocket



Non standard material and color:
See uni Material and Color Overview.



Please ensure that sufficient size shaft and keyway are chosen for corresponding load.

Other sprocket sizes are available upon request

Width of tooth: 22.20 mm/0.87 in

Width of sprocket: 42.3 mm/1.70 in

uni Retainer Rings: See uni Retainer Ring data sheet


uni 882 Tab/141202



Conveyor Belts




Seamless Belts



Modular Belts



Timing Belts



Transmission Belts



Fabrication & service

Expert advice, quality solutions and local service for all your belting needs
www.ammeraalbeltech.com

Ammeraal Beltech Modular A/S
Hjulmagervej 21
DK-7100 Vejle

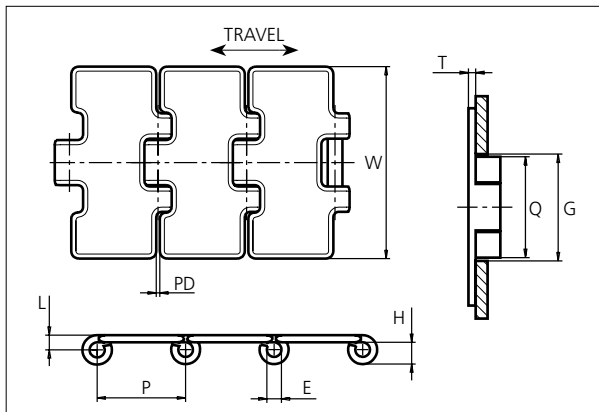
T +45 7572 3100
F +45 7572 3348
admin@unichains.com
www.unichains.com

This information is subject to alteration due to continuous development. Ammeraal Beltech will not be held liable for the incorrect use of the above stated information. This information replaces previous information. All activities performed and services rendered by Ammeraal Beltech are subject to general terms and conditions of sale and delivery, as applied by its operating companies.



Slat Top Steel Chain

Series **uni 810** Type -



Slat Top Steel Chain
 Straight running chain
 Pitch: 38.1 mm (1.50 in)
 Backflex radius: 150.0 mm (5.91 in)
 Permissible tensile strength:
 4000 N (899 lbf)

 Delivery: 3.05 m (10 ft)
 No. of links/box: 80

STANDARD

E		G		H		L		P		Q		T		PD	
mm	in	mm	in	mm	in	mm	in	mm	in	mm	in	mm	in	mm	in
6.4	0.25	45.0	1.77	9.9	0.39	6.5	0.26	38.1	1.50	42.5	1.67	3.0	0.12	1.6	0.06

STRAIGHT RUNNING

	Width (W)		Material	Pin material	Weight	
	mm	in			kg/m	lb/ft
K225	57.2	2.25	Hardened Steel	Hardened Steel	2.2	1.48
K250	63.5	2.50	Hardened Steel	Hardened Steel	2.3	1.55
K325	82.6	3.25	Hardened Steel	Hardened Steel	2.5	1.68
K400	101.6	4.00	Hardened Steel	Hardened Steel	2.7	1.81
K450	114.3	4.50	Hardened Steel	Hardened Steel	3.0	2.02
K600	152.4	6.00	Hardened Steel	Hardened Steel	4.2	2.82
K750	190.5	7.50	Hardened Steel	Hardened Steel	5.1	3.43

PITCH 38.1 MM/1.50 IN



Sprocket

No. of teeth	Pitch diameter		Overall diameter		Min. ø bore		Max. ø bore		Hub diameter		Dimension A		Dimension B		Molded PA6 LG	Molded Cast Iron	Machined PA6
	mm	in	mm	in	mm	in	mm	in	mm	in	mm	in	mm	in			
Z13	82	3.22	79	3.11	20	0.8	40	1.6	0	0	29.8	1.17	48.1	1.89		x	
Z19	117.3	4.62	117	4.61	20	0.8	40	1.6	58	2.28	58.7	2.31	64.5	2.54	x		
Z21	129.2	5.09	130	5.12	20	0.8	40	1.6	58	2.28	65	2.56	70.5	2.78	x		
Z23	141.2	5.56	142	5.59	20	0.8	40	1.6	58	2.28	71.2	2.80	76.5	3.01	x		
Z25	153.2	6.03	155	6.10	20	0.8	40	1.6	58	2.28	77.4	3.05	82.5	3.25	x		
Z27	165.2	6.50	167	6.57	20	0.8	70	2.8	0	0	83.6	3.29	88.5	3.48		x	x
Z29	177.2	6.98	179	7.05	20	0.8	70	2.8	0	0	89.8	3.54	94.6	3.72		x	x
Z31	189.3	7.45	192	7.56	20	0.8	70	2.8	0	0	95.9	3.78	100.6	3.96		x	x

Two part sprocket

No. of teeth	Pitch diameter		Overall diameter		Min. ø bore		Max. ø bore		Hub diameter		Dimension A		Dimension B		Molded PA6 LG	Molded Cast Iron	Machined PA6
	mm	in	mm	in	mm	in	mm	in	mm	in	mm	in	mm	in			
Z19	117.3	4.62	117.0	4.61	20.0	0.79	40.0	1.57	58.0	2.28	58.7	2.31	64.5	2.54	x		
Z21	129.2	5.09	130.0	5.12	20.0	0.79	40.0	1.57	58.0	2.28	65.0	2.56	70.5	2.78	x		
Z23	141.2	5.56	142.0	5.59	20.0	0.79	40.0	1.57	58.0	2.28	71.2	2.80	76.5	3.01	x		
Z25	153.2	6.03	155.0	6.10	20.0	0.79	40.0	1.57	58.0	2.28	77.4	3.05	82.5	3.25	x		


Molded sprocket



Cast iron sprocket



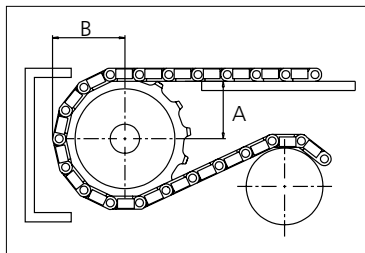
Machined sprocket



Two part sprocket



Non standard material and color:
See uni Material and Color Overview.



Please ensure that sufficient size shaft and keyway are chosen for corresponding load.

Other sprocket sizes are available upon request


Width of tooth: 31.8 mm/1.25 in

Width of sprocket: 42.3 mm/1.67 in

uni Retainer Rings: See uni Retainer Ring data sheet

uni Idler: See uni Idler data sheet

uni Guide Rings can be mounted on cast iron and machined sprockets. See uni Guide Rings data sheet



Solid advice
For all your belting needs
Local stock & service
www.ammeraalbeltech.com

Ammeraal Beltech Modular A/S
Hjulmagervej 21
DK-7100 Vejle

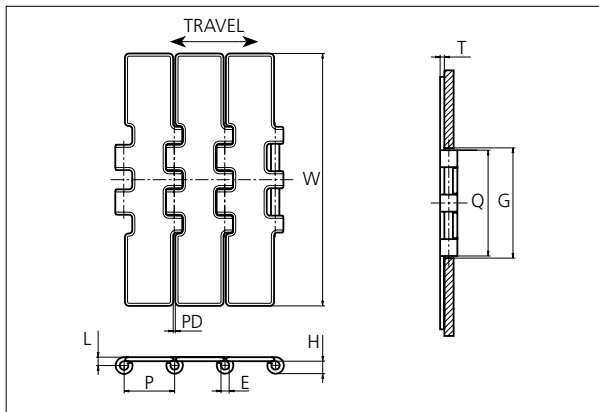

T +45 7572 3100
F +45 7572 3348
admin@unichains.com
www.unichains.com

This information is subject to alteration due to continuous development. Ammeraal Beltech will not be held liable for the incorrect use of the above stated information. This information replaces previous information. All activities performed and services rendered by Ammeraal Beltech are subject to general terms and conditions of sale and delivery, as applied by its operating companies.



Slat Top Steel Chain

Series **uni 800** Type -



Slat Top Steel Chain
 Straight running chain
 Pitch: 38.1 mm (1.50 in)
 Backflex radius: 150.0 mm (5.91 in)
 Permissible tensile strength:
 6000 N (1349 lbf)

 Delivery: 3.05 m (10 ft)
 No. of links/box: 80

STANDARD

E		G		H		L		P		Q		T		PD	
mm	in	mm	in	mm	in	mm	in	mm	in	mm	in	mm	in	mm	in
6.4	0.25	82.5	3.25	9.9	0.39	6.5	0.26	38.1	1.50	80.5	3.17	3.0	0.12	1.6	0.06

Width (W)			Material	Pin material	Weight	
	mm	in			kg/m	lb/ft
K750	190.5	7.50	Hardened Steel	Hardened Steel	5.8	3.90

STRAIGHT RUNNING

PITCH 38.1 MM/1.50 IN



Sprocket

No. of teeth	Pitch diameter		Overall diameter		Min. ø bore		Max. ø bore		Hub diameter		Dimension A		Dimension B		Molded PA6 LG	Molded Cast Iron	Machined PA6
	mm	in	mm	in	mm	in	mm	in	mm	in	mm	in	mm	in			
Z19	117.3	4.62	117.0	4.61	20.0	0.79	40.0	1.57	58.0	2.28	58.7	2.31	64.5	2.54	x	x	x
Z21	129.2	5.09	130.0	5.12	20.0	0.79	40.0	1.57	58.0	2.28	65.0	2.56	70.5	2.78	x	x	x
Z23	141.2	5.56	142.0	5.59	20.0	0.79	40.0	1.57	58.0	2.28	71.2	2.80	76.5	3.01	x	x	x
Z25	153.2	6.03	155.0	6.10	20.0	0.79	40.0	1.57	58.0	2.28	77.4	3.05	82.5	3.25	x	x	x
Z27	165.2	6.50	167.0	6.57	20.0	0.79	70.0	2.76	0	0	83.6	3.29	88.5	3.48		x	x
Z29	177.2	6.98	179.0	7.05	20.0	0.79	70.0	2.76	0	0	89.8	3.54	94.6	3.72		x	x
Z31	189.3	7.45	192.0	7.56	20.0	0.79	70.0	2.76	0	0	95.9	3.78	100.6	3.96		x	x

Two part sprocket

No. of teeth	Pitch diameter		Overall diameter		Min. ø bore		Max. ø bore		Hub diameter		Dimension A		Dimension B		Molded PA6 LG	Molded Cast Iron	Machined PA6
	mm	in	mm	in	mm	in	mm	in	mm	in	mm	in	mm	in			
Z25	153.2	6.03	155.0	6.10	20.0	0.79	40.0	1.57	58.0	2.28	77.4	3.05	82.5	3.25	x		

Non standard material and color:
See uni Material and Color Overview.

Molded sprocket



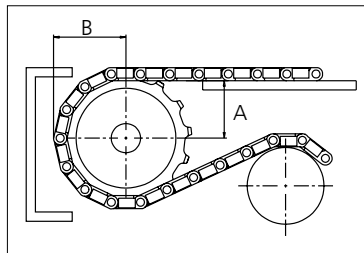
Cast iron sprocket



Machined sprocket



Two part sprocket



Please ensure that sufficient size shaft and keyway are chosen for corresponding load.

Other sprocket sizes are available upon request

Width of tooth: 79.4 mm/3.13 in

Width of sprocket: 79.4 mm/3.13 in

uni Retainer Rings: See uni Retainer Ring data sheet

uni Idler: See uni Idler data sheet

uni Guide Rings can be mounted on cast iron and machined sprockets. See uni Guide Rings data sheet



Conveyor Belts




Seamless Belts



Modular Belts



Timing Belts



Transmission Belts



Fabrication & service

Solid advice
For all your belting needs
Local stock & service
www.ammeraalbeltech.com

Ammeraal Beltech Modular A/S
Hjulmagervej 21
DK-7100 Vejle

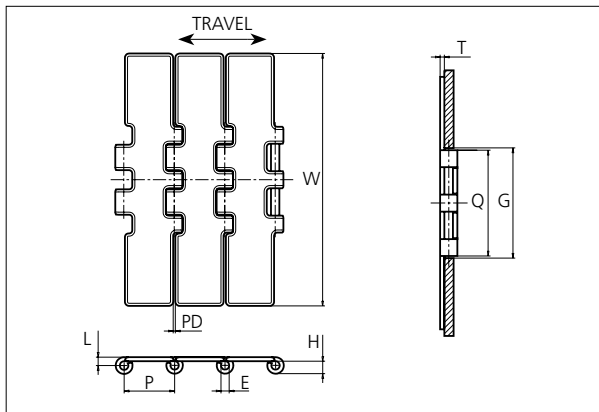

T +45 7572 3100
F +45 7572 3348
admin@unichains.com
www.unichains.com

This information is subject to alteration due to continuous development. Ammeraal Beltech will not be held liable for the incorrect use of the above stated information. This information replaces previous information. All activities performed and services rendered by Ammeraal Beltech are subject to general terms and conditions of sale and delivery, as applied by its operating companies.



Slat Top Steel Chain

Series **uni 802** Type -



Slat Top Steel Chain
 Straight running chain
 Pitch: 38.1 mm (1.50 in)
 Backflex radius: 150.0 mm (5.91 in)
 Permissible tensile strength:
 3500 N (787 lbf)

 Delivery: 3.05 m (10 ft)
 No. of links/box: 80

STANDARD


E		G		H		L		P		Q		T		PD	
mm	in	mm	in	mm	in	mm	in	mm	in	mm	in	mm	in	mm	in
6.4	0.25	82.5	3.25	9.9	0.39	6.5	0.26	38.1	1.50	80.5	3.17	3.0	0.12	1.6	0.06

Width (W)			Material	Pin material	Weight	
	mm	in			kg/m	lb/ft
K750	190.5	7.50	SS430	SS431	5.8	3.90

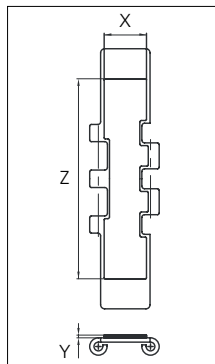
STRAIGHT RUNNING

Accessories

Rubber Top / NON STANDARD



Sold only in full coils of:
 3.05 m (10 ft), No. of links: 80




Width	Rubber material	Z		X		Y	
		mm	in	mm	in	mm	in
K750	06 K	139.6	5.50	24.5	0.96	3.0	0.12


PITCH 38.1 MM/1.50 IN



Sprocket

No. of teeth	Pitch diameter		Overall diameter		Min. ø bore		Max. ø bore		Hub diameter		Dimension A		Dimension B		Molded PA6 LG	Molded Cast Iron	Machined PA6 
	mm	in	mm	in	mm	in	mm	in	mm	in	mm	in	mm	in			
Z19	117.3	4.62	117.0	4.61	20.0	0.79	40.0	1.57	58.0	2.28	58.7	2.31	64.5	2.54	x	x	x
Z21	129.2	5.09	130.0	5.12	20.0	0.79	40.0	1.57	58.0	2.28	65.0	2.56	70.5	2.78	x	x	x
Z23	141.2	5.56	142.0	5.59	20.0	0.79	40.0	1.57	58.0	2.28	71.2	2.80	76.5	3.01	x	x	x
Z25	153.2	6.03	155.0	6.10	20.0	0.79	40.0	1.57	58.0	2.28	77.4	3.05	82.5	3.25	x	x	x
Z27	165.2	6.50	167.0	6.57	20.0	0.79	70.0	2.76	0	0	83.6	3.29	88.5	3.48		x	x
Z29	177.2	6.98	179.0	7.05	20.0	0.79	70.0	2.76	0	0	89.8	3.54	94.6	3.72		x	x
Z31	189.3	7.45	192.0	7.56	20.0	0.79	70.0	2.76	0	0	95.9	3.78	100.6	3.96		x	x

Two part sprocket

No. of teeth	Pitch diameter		Overall diameter		Min. ø bore		Max. ø bore		Hub diameter		Dimension A		Dimension B		Molded PA6 LG	Molded Cast Iron	Machined PA6 
	mm	in	mm	in	mm	in	mm	in	mm	in	mm	in	mm	in			
Z25	153.2	6.03	155.0	6.10	20.0	0.79	40.0	1.57	58.0	2.28	77.4	3.05	82.5	3.25	x		

Non standard material and color:
See uni Material and Color Overview.

Molded sprocket



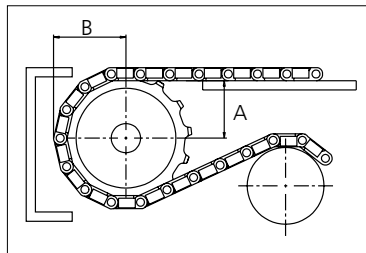
Cast iron sprocket



Machined sprocket



Two part sprocket



Please ensure that sufficient size shaft and keyway are chosen for corresponding load.

Other sprocket sizes are available upon request

Width of tooth: 79.4 mm/3.13 in

Width of sprocket: 79.4 mm/3.13 in

uni Retainer Rings: See uni Retainer Ring data sheet

uni Idler: See uni Idler data sheet

uni Guide Rings can be mounted on cast iron and machined sprockets. See uni Guide Rings data sheet



Conveyor Belts




Seamless Belts



Modular Belts



Timing Belts



Transmission Belts



Fabrication & service

Solid advice
For all your belting needs
Local stock & service
www.ammeraalbeltech.com

Ammeraal Beltech Modular A/S
Hjulmagervej 21
DK-7100 Vejle

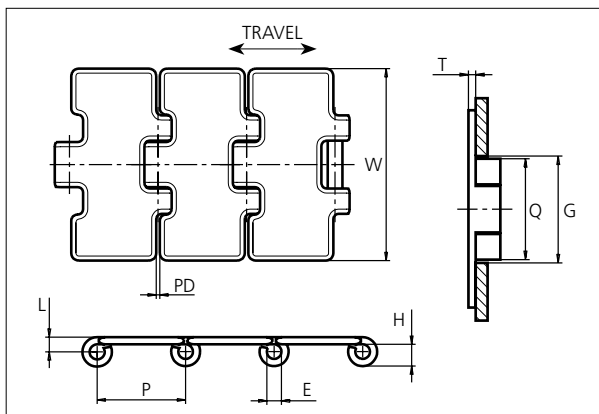
T +45 7572 3100
F +45 7572 3348
admin@unichains.com
www.unichains.com

This information is subject to alteration due to continuous development. Ammeraal Beltech will not be held liable for the incorrect use of the above stated information. This information replaces previous information. All activities performed and services rendered by Ammeraal Beltech are subject to general terms and conditions of sale and delivery, as applied by its operating companies.



Slat Top Steel Chain

Series **uni 812** Type -



Slat Top Steel Chain
 Straight running chain
 Pitch: 38.1 mm (1.50 in)
 Backflex radius: 150.0 mm (5.91 in)
 Permissible tensile strength:
 2250 N (506 lbf)

 Delivery: 3.05 m (10 ft)
 No. of links/box: 80

STANDARD

E		G		H		L		P		Q		T		PD	
mm	in	mm	in	mm	in	mm	in	mm	in	mm	in	mm	in	mm	in
6.4	0.25	45.0	1.77	9.9	0.39	6.5	0.26	38.1	1.50	42.5	1.67	3.0	0.12	1.6	0.06

STRAIGHT RUNNING

	Width (W)		Material	Pin material	Weight	
	mm	in			kg/m	lb/ft
K225	57.2	2.25	SS430	SS431	2.2	1.48
K250	63.5	2.50	SS430	SS431	2.3	1.55
K325	82.6	3.25	SS430	SS431	2.7	1.81
K400	101.6	4.00	SS430	SS431	3.0	2.02
K450	114.3	4.50	SS430	SS431	3.3	2.22
K600	152.4	6.00	SS430	SS431	4.2	2.82
K750	190.5	7.50	SS430	SS431	5.1	3.43

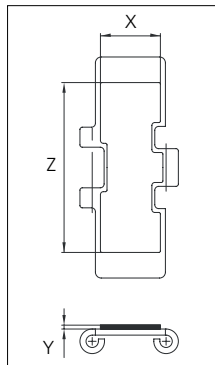
PITCH 38.1 MM/1.50 IN

Accessories

Rubber Top / NON STANDARD



Sold only in full coils of:
 3.05 m (10 ft), No. of links: 80



Width	Rubber material	Z		X		Y	
		mm	in	mm	in	mm	in
K125	06 K	25.7	1.01	19.7	0.78	3.0	0.12
K325	06 K	76.7	3.02	28.8	1.13	3.0	0.12
K450	06 K	108.0	4.25	27.2*	1.07	3.0	0.12
K600	06 K	146.0	5.75	30.7	1.21	3.0	0.12
K750	06 K	146.0	5.75	30.7	1.21	3.0	0.12

* Is an average measurement, because the rubber is conical



Sprocket

No. of teeth	Pitch diameter		Overall diameter		Min. ø bore		Max. ø bore		Hub diameter		Dimension A		Dimension B		Molded PA6 LG	Molded Cast Iron	Machined PA6
	mm	in	mm	in	mm	in	mm	in	mm	in	mm	in	mm	in			
Z13	82	3.22	79	3.11	20	0.8	40	1.6	0	0	29.8	1.17	48.1	1.89		x	
Z19	117.3	4.62	117	4.61	20	0.8	40	1.6	58	2.28	58.7	2.31	64.5	2.54	x		
Z21	129.2	5.09	130	5.12	20	0.8	40	1.6	58	2.28	65	2.56	70.5	2.78	x		
Z23	141.2	5.56	142	5.59	20	0.8	40	1.6	58	2.28	71.2	2.80	76.5	3.01	x		
Z25	153.2	6.03	155	6.10	20	0.8	40	1.6	58	2.28	77.4	3.05	82.5	3.25	x		
Z27	165.2	6.50	167	6.57	20	0.8	70	2.8	0	0	83.6	3.29	88.5	3.48		x	x
Z29	177.2	6.98	179	7.05	20	0.8	70	2.8	0	0	89.8	3.54	94.6	3.72		x	x
Z31	189.3	7.45	192	7.56	20	0.8	70	2.8	0	0	95.9	3.78	100.6	3.96		x	x

Two part sprocket

No. of teeth	Pitch diameter		Overall diameter		Min. ø bore		Max. ø bore		Hub diameter		Dimension A		Dimension B		Molded PA6 LG	Molded Cast Iron	Machined PA6
	mm	in	mm	in	mm	in	mm	in	mm	in	mm	in	mm	in			
Z19	117.3	4.62	117.0	4.61	20.0	0.79	40.0	1.57	58.0	2.28	58.7	2.31	64.5	2.54	x		
Z21	129.2	5.09	130.0	5.12	20.0	0.79	40.0	1.57	58.0	2.28	65.0	2.56	70.5	2.78	x		
Z23	141.2	5.56	142.0	5.59	20.0	0.79	40.0	1.57	58.0	2.28	71.2	2.80	76.5	3.01	x		
Z25	153.2	6.03	155.0	6.10	20.0	0.79	40.0	1.57	58.0	2.28	77.4	3.05	82.5	3.25	x		


Molded sprocket



Cast iron sprocket



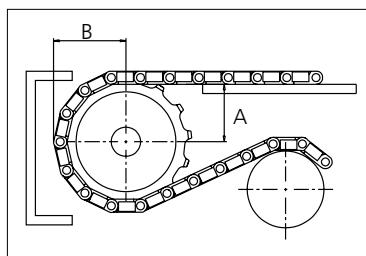
Machined sprocket



Two part sprocket



Non standard material and color:
See uni Material and Color Overview.



Please ensure that sufficient size shaft and keyway are chosen for corresponding load.

Other sprocket sizes are available upon request

Width of tooth: 31.8 mm/1.25 in

Width of sprocket: 42.3 mm/1.67 in

uni Retainer Rings: See uni Retainer Ring data sheet

uni Idler: See uni Idler data sheet


uni Guide Rings can be mounted on cast iron and machined sprockets. See uni Guide Rings data sheet



Conveyor Belts




Seamless Belts



Modular Belts



Timing Belts



Transmission Belts



Fabrication & service

Solid advice
For all your belting needs
Local stock & service
www.ammeraalbeltech.com

Ammeraal Beltech Modular A/S
Hjulmagervej 21
DK-7100 Vejle

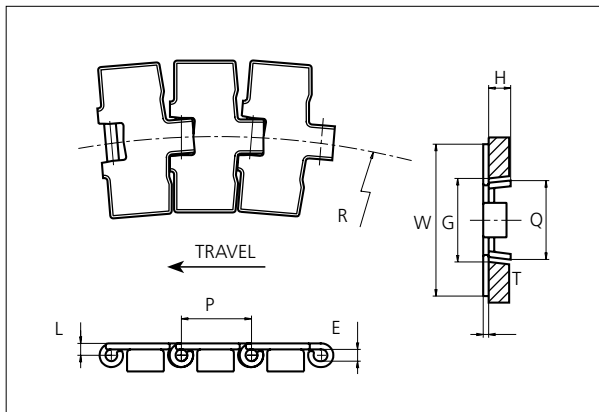

T +45 7572 3100
F +45 7572 3348
admin@unichains.com
www.unichains.com

This information is subject to alteration due to continuous development. Ammeraal Beltech will not be held liable for the incorrect use of the above stated information. This information replaces previous information. All activities performed and services rendered by Ammeraal Beltech are subject to general terms and conditions of sale and delivery, as applied by its operating companies.



Slat Top Steel Chain

Series **uni 881** Type -



Slat Top Steel Chain
 Side flexing chain
 Pitch: 38.1 mm (1.50 in)
 Backflex radius: 76.2 mm (3.00 in)
 Permissible tensile strength: 2250 N (506 lbf)
 Delivery: 3.05 m (10 ft)
 No. of links/box: 80

STANDARD

E		G*		G**		H		L		P		Q		T	
mm	in	mm	in	mm	in	mm	in	mm	in	mm	in	mm	in	mm	in
6.4	0.25	41.3	1.63	46.6	1.83	11.2	0.44	6.5	0.26	38.1	1.50	43.0	1.69	3.0	0.12

*Curve, ** Straight

	Width (W)		Material	Pin material	Weight		Min. radius (R)	
	mm	in			kg/m	lb/ft	mm	in
K325	82.6	3.25	SS304 SS430	SS431	2.9	1.95	457.0	17.99
K450	114.3	4.50	SS304 SS430	SS431	3.5	2.42	500.0	19.69
K750	190.5	7.50	SS304 SS430	SS431	5.3	3.56	500.0	19.69

SIDE FLEXING

PITCH 38.1 MM/1.50 IN



Sprocket

No of teeth	Pitch diameter		Overall-diameter		Min. ø bore		Max. ø bore		Hub-diameter		A-dimension		B-dimension		Molded PA6 LG	Molded Cast Iron	Machined PA6
	mm	in	mm	in	mm	in	mm	in	mm	in	mm	in	mm	in			
Z19	117.3	4.62	117.0	4.61	20.0	0.79	40.0	1.57	58.0	2.28	58.7	2.31	64.5	2.54	x	x	x
Z21	129.2	5.09	130.0	5.12	20.0	0.79	40.0	1.57	58.0	2.28	65.0	2.56	70.5	2.78	x	x	x
Z23	141.2	5.56	142.0	5.59	20.0	0.79	40.0	1.57	58.0	2.28	71.2	2.80	76.5	3.01	x	x	x
Z25	153.2	6.03	155.0	6.10	20.0	0.79	40.0	1.57	58.0	2.28	77.4	3.05	82.5	3.25	x	x	x
Z27	165.2	6.50	167.0	6.57	20.0	0.79	70.0	2.76	0	0	83.6	3.29	88.5	3.48		x	x
Z29	177.2	6.98	179.0	7.05	20.0	0.79	70.0	2.76	0	0	89.8	3.54	94.6	3.72		x	x
Z31	189.3	7.45	192.0	7.56	20.0	0.79	70.0	2.76	0	0	95.9	3.78	100.6	3.96		x	x

Two part sprocket

No of teeth	Pitch diameter		Overall-diameter		Min. ø bore		Max. ø bore		Hub-diameter		A-dimension		B-dimension		Molded PA6 LG	Molded Cast Iron	Machined PA6
	mm	in	mm	in	mm	in	mm	in	mm	in	mm	in	mm	in			
Z19	117.3	4.62	117.0	4.61	20.0	0.79	40.0	1.57	58.0	2.28	58.7	2.31	64.5	2.54	x		
Z21	129.2	5.09	130.0	5.12	20.0	0.79	40.0	1.57	58.0	2.28	65.0	2.56	70.5	2.78	x		
Z23	141.2	5.56	142.0	5.59	20.0	0.79	40.0	1.57	58.0	2.28	71.2	2.80	76.5	3.01	x		
Z25	153.2	6.03	155.0	6.10	20.0	0.79	40.0	1.57	58.0	2.28	77.4	3.05	82.5	3.25	x		

Molded sprocket



Cast iron sprocket



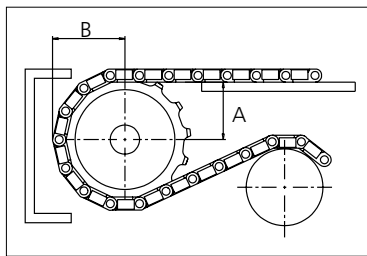
Machined sprocket



Two part sprocket



Non standard material and color:
See uni Material and Color Overview.



Please ensure that sufficient size shaft and keyway are chosen for corresponding load.

Other sprocket sizes are available upon request

Width of tooth: 31.8 mm/1.25 in

Width of sprocket: 42.3 mm/1.67 in

uni Retainer Rings: See uni Retainer Ring data sheet

uni Guide Rings can be mounted on cast iron and machined sprockets. See uni Guide Rings data sheet



Conveyor Belts



Seamless Belts



Modular Belts



Timing Belts



Transmission Belts



Fabrication & service

Expert advice, quality solutions and local service for all your belting needs
www.ammeraalbeltech.com

Ammeraal Beltech Modular A/S
Hjulmagervej 21
DK-7100 Vejle

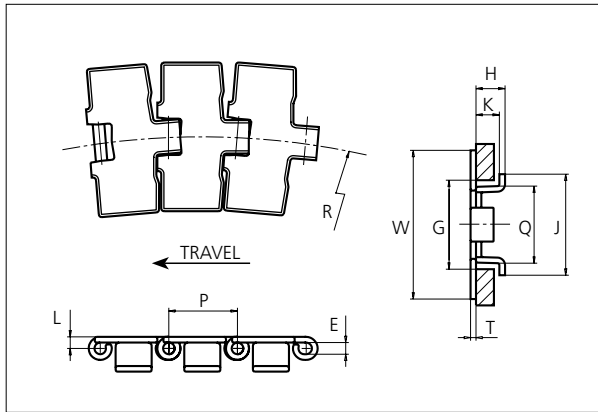

T +45 7572 3100
F +45 7572 3348
admin@unichains.com
www.unichains.com

This information is subject to alteration due to continuous development. Ammeraal Beltech will not be held liable for the incorrect use of the above stated information. This information replaces previous information. All activities performed and services rendered by Ammeraal Beltech are subject to general terms and conditions of sale and delivery, as applied by its operating companies.



Slat Top Steel Chain

Series **uni 881** Type **Tab**



Slat Top Steel Chain
 Side flexing chain
 Pitch: 38.1 mm (1.50 in)
 Backflex radius: 76.2 mm (3.00 in)
 Permissible tensile strength:
 SS304 = 2250N (506 lbf)
 SS430 = 2250N (506 lbf)
 Hardened Steel
 = 4000 N (899 lbf)
 Delivery: 3.05 m (10 ft)
 No. of links/box: 80

STANDARD

E		G		H		J		K		L		P		Q		T	
mm	in	mm	in	mm	in	mm	in	mm	in	mm	in	mm	in	mm	in	mm	in
6.4	0.25	44.5	1.75	16.3	0.64	56.2	2.21	12.7	0.50	6.5	0.26	38.1	1.50	43.0	1.69	3.0	0.12

	Width (W)		Chain material	Pin material	Tab material	Weight		Min. radius (R)	
	mm	in				kg/m	lb/ft	mm	in
K325	82.6	3.25	SS304	SS431	Carbon Steel	3.1	2.08	457.0	17.99
			SS430						
			Hardened Steel	Hardened Steel					
K450	114.3	4.50	SS304	SS431	Carbon Steel	3.8	2.55	500.0	19.69
			SS430						
			Hardened Steel	Hardened Steel					
K750	190.5	7.50	SS304	SS431	Carbon Steel	5.5	3.70	500.0	19.69
			SS430						
			Hardened Steel	Hardened Steel					

SIDE FLEXING

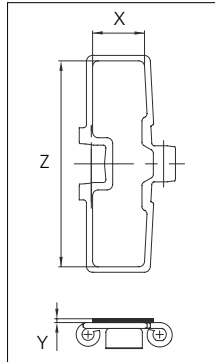
PITCH 38.1 MM/1.50 IN

Accessories

Rubber Top / NON STANDARD



Sold only in full coils of:
 3.048m (10 ft), No. of links: 80



Width	Rubber material	Z		X		Y	
		mm	in	mm	in	mm	in
K325*	06 K	76.1	3.00	28.0	1.10	3.0	1.12
K450*	06 K	108.3	4.26	27.5	1.08	3.0	1.12
K750*	06 K	185.0	7.28	26.0	1.02	3.0	1.12

*Not available for Hardened Steel



Sprocket

No of teeth	Pitch diameter		Overall-diameter		Min. ø bore		Max. ø bore		Hub-diameter		A-dimension		B-dimension		Molded PA6 LG	Molded Cast Iron	Machined PA6
	mm	in	mm	in	mm	in	mm	in	mm	in	mm	in	mm	in			
Z19	117.3	4.62	117.0	4.61	20.0	0.79	40.0	1.57	58.0	2.28	58.7	2.31	64.5	2.54	x	x	x
Z21	129.2	5.09	130.0	5.12	20.0	0.79	40.0	1.57	58.0	2.28	65.0	2.56	70.5	2.78	x	x	x
Z23	141.2	5.56	142.0	5.59	20.0	0.79	40.0	1.57	58.0	2.28	71.2	2.80	76.5	3.01	x	x	x
Z25	153.2	6.03	155.0	6.10	20.0	0.79	40.0	1.57	58.0	2.28	77.4	3.05	82.5	3.25	x	x	x
Z27	165.2	6.50	167.0	6.57	20.0	0.79	70.0	2.76	0	0	83.6	3.29	88.5	3.48		x	x
Z29	177.2	6.98	179.0	7.05	20.0	0.79	70.0	2.76	0	0	89.8	3.54	94.6	3.72		x	x
Z31	189.3	7.45	192.0	7.56	20.0	0.79	70.0	2.76	0	0	95.9	3.78	100.6	3.96		x	x

Two part sprocket

No of teeth	Pitch diameter		Overall-diameter		Min. ø bore		Max. ø bore		Hub-diameter		A-dimension		B-dimension		Molded PA6 LG	Molded Cast Iron	Machined PA6
	mm	in	mm	in	mm	in	mm	in	mm	in	mm	in	mm	in			
Z19	117.3	4.62	117.0	4.61	20.0	0.79	40.0	1.57	58.0	2.28	58.7	2.31	64.5	2.54	x		
Z21	129.2	5.09	130.0	5.12	20.0	0.79	40.0	1.57	58.0	2.28	65.0	2.56	70.5	2.78	x		
Z23	141.2	5.56	142.0	5.59	20.0	0.79	40.0	1.57	58.0	2.28	71.2	2.80	76.5	3.01	x		
Z25	153.2	6.03	155.0	6.10	20.0	0.79	40.0	1.57	58.0	2.28	77.4	3.05	82.5	3.25	x		

Molded sprocket



Cast iron sprocket



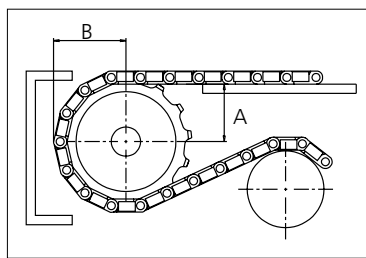
Machined sprocket



Two part sprocket



Non standard material and color:
See uni Material and Color Overview.



Please ensure that sufficient size shaft and keyway are chosen for corresponding load.

Other sprocket sizes are available upon request

Width of tooth: 31.8 mm/1.25 in

Width of sprocket: 42.3 mm/1.67 in

uni Retainer Rings: See uni Retainer Ring data sheet

uni Idler: See uni Idler data sheet

uni Guide Rings can be mounted on cast iron and machined sprockets. See uni Guide Rings data sheet



Conveyor Belts




Seamless Belts



Modular Belts



Timing Belts



Transmission Belts



Fabrication & service

Expert advice, quality solutions and local service for all your belting needs
www.ammeraalbeltech.com

Ammeraal Beltech Modular A/S
Hjulmagervej 21
DK-7100 Vejle

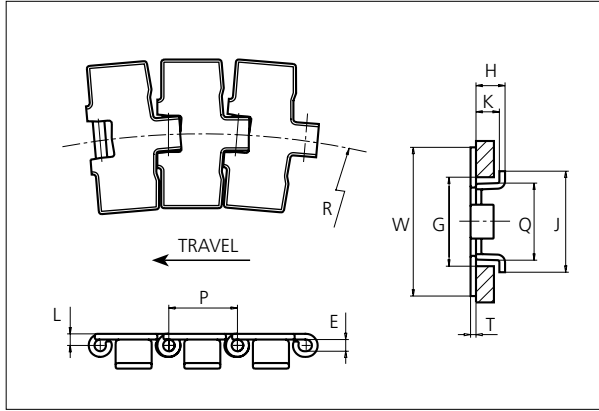

T +45 7572 3100
F +45 7572 3348
admin@unichains.com
www.unichains.com

This information is subject to alteration due to continuous development. Ammeraal Beltech will not be held liable for the incorrect use of the above stated information. This information replaces previous information. All activities performed and services rendered by Ammeraal Beltech are subject to general terms and conditions of sale and delivery, as applied by its operating companies.



Slat Top Steel Chain

Series **uni 881** Type **Tab R**



Slat Top Steel Chain
 Side flexing chain
 Pitch: 38.1 mm (1.50 in)
 Backflex radius:
 76.2 mm (3.00 in)
 Permissible tensile strength:
 2250 N (506 lbf)
 Delivery: 3.05 m (10 ft)
 No. of links/box: 80

STANDARD

E		G		H		J		K		L		P		Q		T	
mm	in	mm	in	mm	in	mm	in	mm	in	mm	in	mm	in	mm	in	mm	in
6.4	0.25	44.5	1.75	16.3	0.64	56.2	2.21	12.7	0.50	6.5	0.26	38.1	1.50	43.0	1.69	3.0	0.12


SIDE FLEXING

	Width (W)		Chain material	Pin material	Tab material	Weight		Min. radius (R)	
	mm	in				kg/m	lb/ft	mm	in
K325	82.6	3.25	SS430	SS431	Carbon Steel	3.0	2.02	190.0	7.48


PITCH 38.1 MM/1.50 IN



Sprocket

No of teeth	Pitch diameter		Overall-diameter		Min. ø bore		Max. ø bore		Hub-diameter		A-dimension		B-dimension		Molded PA6 LG	Molded Cast Iron	Machined PA6 
	mm	in	mm	in	mm	in	mm	in	mm	in	mm	in	mm	in			
Z19	117.3	4.62	117.0	4.61	20.0	0.79	40.0	1.57	58.0	2.28	58.7	2.31	64.5	2.54	x	x	x
Z21	129.2	5.09	130.0	5.12	20.0	0.79	40.0	1.57	58.0	2.28	65.0	2.56	70.5	2.78	x	x	x
Z23	141.2	5.56	142.0	5.59	20.0	0.79	40.0	1.57	58.0	2.28	71.2	2.80	76.5	3.01	x	x	x
Z25	153.2	6.03	155.0	6.10	20.0	0.79	40.0	1.57	58.0	2.28	77.4	3.05	82.5	3.25	x	x	x
Z27	165.2	6.50	167.0	6.57	20.0	0.79	70.0	2.76	0	0	83.6	3.29	88.5	3.48		x	x
Z29	177.2	6.98	179.0	7.05	20.0	0.79	70.0	2.76	0	0	89.8	3.54	94.6	3.72		x	x
Z31	189.3	7.45	192.0	7.56	20.0	0.79	70.0	2.76	0	0	95.9	3.78	100.6	3.96		x	x

Two part sprocket

No of teeth	Pitch diameter		Overall-diameter		Min. ø bore		Max. ø bore		Hub-diameter		A-dimension		B-dimension		Molded PA6 LG	Molded Cast Iron	Machined PA6 
	mm	in	mm	in	mm	in	mm	in	mm	in	mm	in	mm	in			
Z19	117.3	4.62	117.0	4.61	20.0	0.79	40.0	1.57	58.0	2.28	58.7	2.31	64.5	2.54	x		
Z21	129.2	5.09	130.0	5.12	20.0	0.79	40.0	1.57	58.0	2.28	65.0	2.56	70.5	2.78	x		
Z23	141.2	5.56	142.0	5.59	20.0	0.79	40.0	1.57	58.0	2.28	71.2	2.80	76.5	3.01	x		
Z25	153.2	6.03	155.0	6.10	20.0	0.79	40.0	1.57	58.0	2.28	77.4	3.05	82.5	3.25	x		

Molded sprocket



Cast iron sprocket



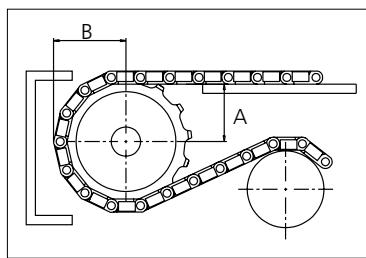
Machined sprocket



Two part sprocket



Non standard material and color:
See uni Material and Color Overview.



Please ensure that sufficient size shaft and keyway are chosen for corresponding load.

Other sprocket sizes are available upon request

Width of tooth: 31.8 mm/1.25 in

Width of sprocket: 42.3 mm/1.67 in

uni Retainer Rings: See uni Retainer Ring data sheet


uni Guide Rings can be mounted on cast iron and machined sprockets. See uni Guide Rings data sheet



Conveyor Belts



Seamless Belts



Modular Belts



Timing Belts



Transmission Belts



Fabrication & service

Expert advice, quality solutions and local service for all your belting needs
www.ammeraalbeltech.com

Ammeraal Beltech Modular A/S
Hjulmagervej 21
DK-7100 Vejle

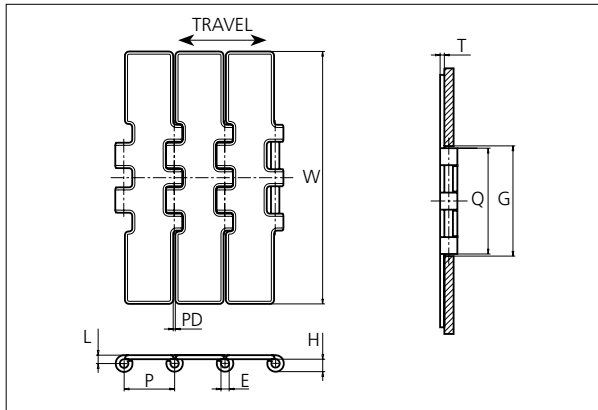
T +45 7572 3100
F +45 7572 3348
admin@unichains.com
www.unichains.com

This information is subject to alteration due to continuous development. Ammeraal Beltech will not be held liable for the incorrect use of the above stated information. This information replaces previous information. All activities performed and services rendered by Ammeraal Beltech are subject to general terms and conditions of sale and delivery, as applied by its operating companies.



Slat Top Steel Chain

Series **uni 805** Type -



Slat Top Steel Chain
 Straight running chain
 Pitch: 38.1 mm (1.50 in)
 Backflex radius: 150.0 mm (5.91 in)
 Permissible tensile strength:
 3500 N (787 lbf)

 Delivery: 3.05 m (10 ft)
 No. of links/box: 80

STANDARD

E		G		H		L		P		Q		T		PD	
mm	in	mm	in	mm	in	mm	in	mm	in	mm	in	mm	in	mm	in
6.4	0.25	82.5	3.25	9.9	0.39	6.5	0.26	38.1	1.50	80.5	3.17	3.0	0.12	1.6	0.06

	Width (W)		Material	Pin material	Weight	
	mm	in			kg/m	lb/ft
K750	190.5	7.50	SS304	SS431	5.8	3.90

STRAIGHT RUNNING

PITCH 38.1 MM/1.50 IN



Sprocket

No. of teeth	Pitch diameter		Overall-diameter		Min. ø bore		Max. ø bore		Hub-diameter		A-dimension		B-dimension		Molded PA6 LG	Molded Cast Iron	Machined PA6
	mm	in	mm	in	mm	in	mm	in	mm	in	mm	in	mm	in			
Z19	117.3	4.62	117.0	4.61	20.0	0.79	40.0	1.57	58.0	2.28	58.7	2.31	64.5	2.54	x	x	x
Z21	129.2	5.09	130.0	5.12	20.0	0.79	40.0	1.57	58.0	2.28	65.0	2.56	70.5	2.78	x	x	x
Z23	141.2	5.56	142.0	5.59	20.0	0.79	40.0	1.57	58.0	2.28	71.2	2.80	76.5	3.01	x	x	x
Z25	153.2	6.03	155.0	6.10	20.0	0.79	40.0	1.57	58.0	2.28	77.4	3.05	82.5	3.25	x	x	x
Z27	165.2	6.50	167.0	6.57	20.0	0.79	70.0	2.76	0	0	83.6	3.29	88.5	3.48		x	x
Z29	177.2	6.98	179.0	7.05	20.0	0.79	70.0	2.76	0	0	89.8	3.54	94.6	3.72		x	x
Z31	189.3	7.45	192.0	7.56	20.0	0.79	70.0	2.76	0	0	95.9	3.78	100.6	3.96		x	x

Two part sprocket

No. of teeth	Pitch diameter		Overall-diameter		Min. ø bore		Max. ø bore		Hub-diameter		A-dimension		B-dimension		Molded PA6 LG	Molded Cast Iron	Machined PA6
	mm	in	mm	in	mm	in	mm	in	mm	in	mm	in	mm	in			
Z25	153.2	6.03	155.0	6.10	20.0	0.79	40.0	1.57	58.0	2.28	77.4	3.05	82.5	3.25	x		

Non standard material and color:
See uni Material and Color Overview.

Molded sprocket



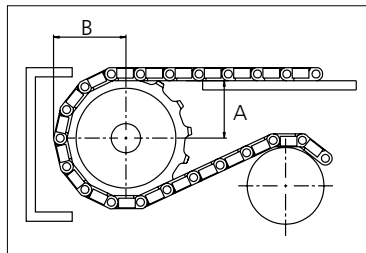
Cast iron sprocket



Machined sprocket



Two part sprocket



Please ensure that sufficient size shaft and keyway are chosen for corresponding load.

Other sprocket sizes are available upon request

Width of tooth: 79.4 mm/3.13 in

Width of sprocket: 79.4 mm/3.13 in

uni Retainer Rings: See uni Retainer Ring data sheet

uni Idler: See uni Idler data sheet

uni Guide Rings can be mounted on cast iron and machined sprockets. See uni Guide Rings data sheet

uni 805/1401



Solid advice
For all your belting needs
Local stock & service
www.ammeraalbeltech.com

Ammeraal Beltech Modular A/S
Hjulmagervej 21
DK-7100 Vejle

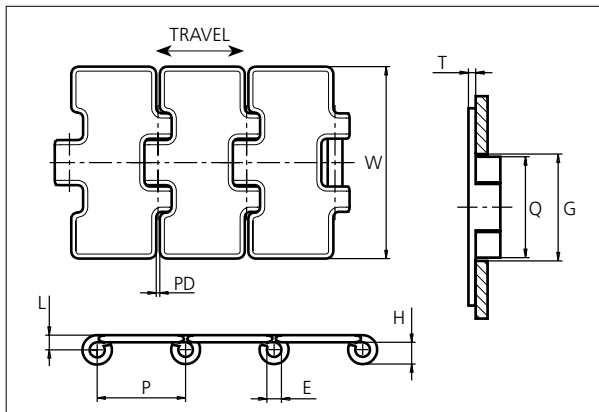
T +45 7572 3100
F +45 7572 3348
admin@unichains.com
www.unichains.com

This information is subject to alteration due to continuous development. Ammeraal Beltech will not be held liable for the incorrect use of the above stated information. This information replaces previous information. All activities performed and services rendered by Ammeraal Beltech are subject to general terms and conditions of sale and delivery, as applied by its operating companies.



Slat Top Steel Chain

Series **uni 815** Type -



Slat Top Steel Chain
 Straight running chain
 Pitch: 38.1 mm (1.50 in)
 Backflex radius: 150.0 mm (5.91 in)
 Permissible tensile strength: 2250 N (506 lbf)
 Delivery: 3.05 m (10 ft)
 No. of links/box: 80

STANDARD

E		G		H		L		P		Q		T		PD	
mm	in	mm	in	mm	in	mm	in	mm	in	mm	in	mm	in	mm	in
6.4	0.25	45.0	1.77	9.9	0.39	6.5	0.26	38.1	1.50	42.5	1.67	3.0	0.12	1.6	0.06

SLAT TOP STEEL CHAIN

	Width (W)		Material	Pin material	Weight	
	mm	in			kg/m	lb/ft
K250	63.5	2.50	SS304	SS431	2.3	1.55
K325	82.6	3.25	SS304	SS431	2.7	1.81
K400	101.6	4.00	SS304	SS431	3.0	2.02
K450	114.3	4.50	SS304	SS431	3.3	2.22
K600	152.4	6.00	SS304	SS431	4.2	2.82
K750	190.5	7.50	SS304	SS431	5.1	3.43

PITCH 38.1 MM/1.50 IN



Sprocket

No. of teeth	Pitch diameter		Overall diameter		Min. ø bore		Max. ø bore		Hub diameter		Dimension A		Dimension B		Molded PA6 LG	Molded Cast Iron	Machined PA6
	mm	in	mm	in	mm	in	mm	in	mm	in	mm	in	mm	in			
Z13	82	3.22	79	3.11	20	0.8	40	1.6	0	0	29.8	1.17	48.1	1.89		x	
Z19	117.3	4.62	117	4.61	20	0.8	40	1.6	58	2.28	58.7	2.31	64.5	2.54	x		
Z21	129.2	5.09	130	5.12	20	0.8	40	1.6	58	2.28	65	2.56	70.5	2.78	x		
Z23	141.2	5.56	142	5.59	20	0.8	40	1.6	58	2.28	71.2	2.80	76.5	3.01	x		
Z25	153.2	6.03	155	6.10	20	0.8	40	1.6	58	2.28	77.4	3.05	82.5	3.25	x		
Z27	165.2	6.50	167	6.57	20	0.8	70	2.8	0	0	83.6	3.29	88.5	3.48		x	x
Z29	177.2	6.98	179	7.05	20	0.8	70	2.8	0	0	89.8	3.54	94.6	3.72		x	x
Z31	189.3	7.45	192	7.56	20	0.8	70	2.8	0	0	95.9	3.78	100.6	3.96		x	x

Two part sprocket

No. of teeth	Pitch diameter		Overall diameter		Min. ø bore		Max. ø bore		Hub diameter		Dimension A		Dimension B		Molded PA6 LG	Molded Cast Iron	Machined PA6
	mm	in	mm	in	mm	in	mm	in	mm	in	mm	in	mm	in			
Z19	117.3	4.62	117.0	4.61	20.0	0.79	40.0	1.57	58.0	2.28	58.7	2.31	64.5	2.54	x		
Z21	129.2	5.09	130.0	5.12	20.0	0.79	40.0	1.57	58.0	2.28	65.0	2.56	70.5	2.78	x		
Z23	141.2	5.56	142.0	5.59	20.0	0.79	40.0	1.57	58.0	2.28	71.2	2.80	76.5	3.01	x		
Z25	153.2	6.03	155.0	6.10	20.0	0.79	40.0	1.57	58.0	2.28	77.4	3.05	82.5	3.25	x		


Molded sprocket



Cast iron sprocket



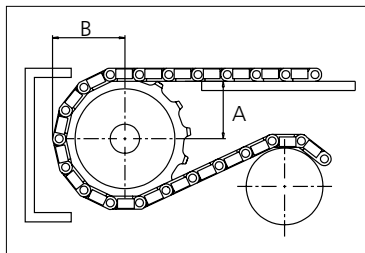
Machined sprocket



Two part sprocket



Non standard material and color:
See uni Material and Color Overview.



Please ensure that sufficient size shaft and keyway are chosen for corresponding load.

Other sprocket sizes are available upon request


Width of tooth: 31.8 mm/1.25 in

Width of sprocket: 42.3 mm/1.67 in

uni Retainer Rings: See uni Retainer Ring data sheet

uni Idler: See uni Idler data sheet

uni Guide Rings can be mounted on cast iron and machined sprockets. See uni Guide Rings data sheet



Solid advice
For all your belting needs
Local stock & service
www.ammeraalbeltech.com

Ammeraal Beltech Modular A/S
Hjulmagervej 21
DK-7100 Vejle

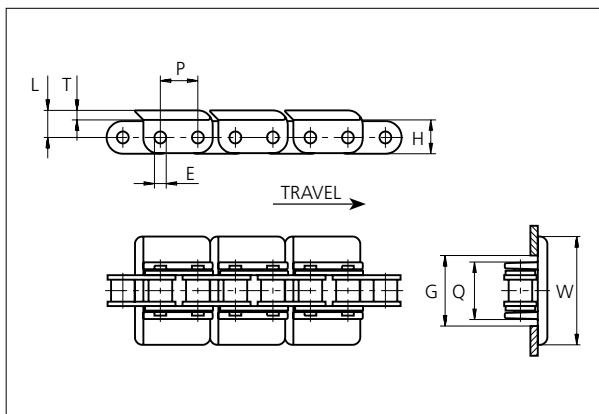
T +45 7572 3100
F +45 7572 3348
admin@unichains.com
www.unichains.com

This information is subject to alteration due to continuous development. Ammeraal Beltech will not be held liable for the incorrect use of the above stated information. This information replaces previous information. All activities performed and services rendered by Ammeraal Beltech are subject to general terms and conditions of sale and delivery, as applied by its operating companies.



Snap-On Plastic Chain

Series **uni 843** Type -



Snap-On Plastic Chain
 Straight running chain
 Pitch: 12.7 mm (0.50 in)
 Backflex radius: 100.0 mm (3.90 in)
 Permissible tensile strength:
 uni 843 with (SS304) stainless steel chain: 1500 N (340 lbf)
 uni 843 with carbon steel chain: 2000 N (450 lbf)
 Delivery:
 6.096 m (20 ft)
 No. of links/box: 480
 No. of flights/box: 240
 *uni 843-K325, 3.048 m (10 ft)
 No. of links/box: 240
 No. of flights/box: 120

E		G		H		L		P		Q		T	
mm	in	mm	in	mm	in	mm	in	mm	in	mm	in	mm	in
4.0	0.16	20.5	0.81	11.5	0.45	9.1	0.36	12.7	0.50	19.1	0.75	3.2	0.13

All dimensions are for chains in POM material.

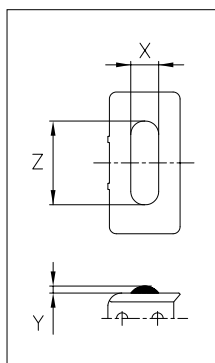
All Snap-On versions can be delivered either with a stainless steel chain (SS304) or a carbon steel chain.

	Width (W)		Recommended flight material & color	Recommended chain material	Weight	
	mm	in			kg/m	lb/ft
K100	25.4	1.00	POM-D G POM-LF BR	SS304 or Carbon steel	0.8	0.54
K138	34.9	1.37	POM-D G POM-LF BR	SS304 or Carbon steel	0.8	0.54
K144	36.4	1.43	POM-D G POM-LF BR	SS304 or Carbon steel	0.8	0.54
K175	44.4	1.75	POM-D G POM-LF BR	SS304 or Carbon steel	0.8	0.54
K200	50.8	2.00	POM-D G POM-LF BR	SS304 or Carbon steel	0.9	0.60
K250	63.5	2.50	POM-D G POM-LF BR	SS304 or Carbon steel	0.9	0.60
K325	82.6	3.25	POM-D G POM-LF BR	SS304 or Carbon steel	1.0	0.67

Non standard material and color: See uni Material and Color Overview.

Accessories

Rubber Top



When ordering, please state the required distance between the Rubber Top.

Other Non Standard rubber profiles: See uni Rubber Profile Overview.

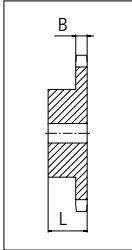
Width	Link material	Rubber material	Z		X		Y	
			mm	in	mm	in	mm	in
K100	POM-LF BR	05 I	12.0	0.47	10.0	0.39	2.5	0.10
K138	POM-LI BR	05 I	25.0	0.98	10.0	0.39	2.5	0.10
K144	POM-LF BR	05 I	30.0	1.18	10.0	0.39	2.5	0.10
K175	POM-LF BR	05 I	30.0	1.18	10.0	0.39	2.5	0.10
K200	POM-LF BR	05 I	30.0	1.18	10.0	0.39	2.5	0.10
K250	POM-LF BR	05 I	30.0	1.18	10.0	0.39	2.5	0.10
K325	POM-LF BR	05 I	30.0	1.18	10.0	0.39	2.5	0.10



NON STANDARD
STRAIGHT RUNNING
PITCH 12.7 MM/0.50 IN

Sprocket

No of teeth	Pitch diameter		Hub diameter		Overall width L		Tooth width B		tBore		Machined S1045
	mm	in	mm	in	mm	in	mm	in	mm	in	
Z18	73.1	2.88	56.0	2.20	28.0	1.10	7.2	0.28	12.0	0.47	x
Z25	101.3	3.99	70.0	2.76	28.0	1.10	7.2	0.28	14.0	0.55	x



Please ensure that sufficient size shaft and keyway are chosen for corresponding load.

Non standard material and color:
See uni Material and Color Overview.

Other sprocket sizes are available upon request
uni Retainer Rings: See uni Retainer Ring data sheet


uni 843/1401



Conveyor Belts




Seamless Belts



Modular Belts



Timing Belts



Transmission Belts



Fabrication & service

Solid advice
For all your belting needs
Local stock & service
www.ammeraalbeltech.com

Ammeraal Beltech Modular A/S
Hjulmagervej 21
DK-7100 Vejle

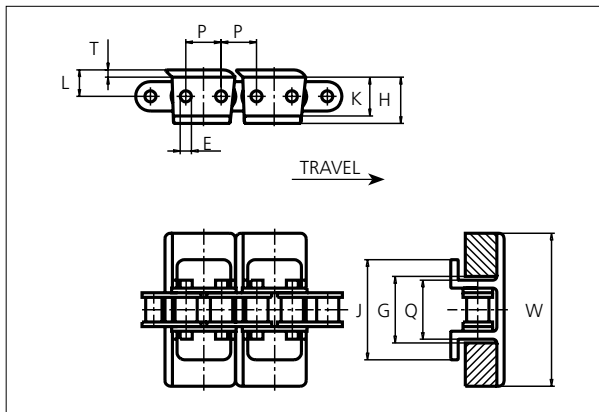
T +45 7572 3100
F +45 7572 3348
admin@unichains.com
www.unichains.com

This information is subject to alteration due to continuous development. Ammeraal Beltech will not be held liable for the incorrect use of the above stated information. This information replaces previous information. All activities performed and services rendered by Ammeraal Beltech are subject to general terms and conditions of sale and delivery, as applied by its operating companies.



Snap-On Plastic Chain

Series **uni 863** Type **Tab**



Snap-On Plastic Chain
 Straight running chain
 Pitch: 19.1 mm (0.75 in)
 Backflex radius: 150.0 mm (5.90 in)
 Permissible tensile strength:
 uni 863 Tab with (SS304) stainless steel chain: 2700 N (600 lbf)
 uni 863 Tab with carbon steel chain: 5500 N (1200 lbf)
 Delivery:
 3.05 m (10 ft)
 No. of links/box: 160
 No. of flights/box: 80

E		G		H		K		L		P		Q		T	
mm	in	mm	in	mm	in	mm	in	mm	in	mm	in	mm	in	mm	in
6.0	0.24	34.9	1.37	25.1	0.99	20.9	0.82	14.3	0.56	19.1	0.75	31.9	1.25	4.0	0.16

All dimensions are for chains in POM material.

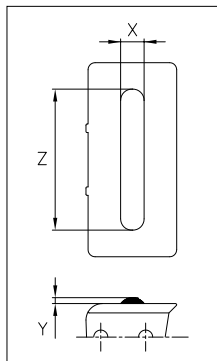
All Snap-On versions can be delivered either with a stainless steel chain (SS304) or a carbon steel chain.

	Width (W)		Flight material & color	Chain material	Weight	
	mm	in			kg/m	lb/ft
K250	63.5	2.50	-	-	-	-
K325	82.6	3.25	POM-DI G	SS304 SS430	2.2	1.48
K450	114.3	4.50	-	-	-	-
K500	127.0	5.0	-	-	-	-
K1000	254.0	10.0	POM-LFI BR	SS304 SS430	3.2	2.15

Non standard material and color: See uni Material and Color Overview.

Accessories

Rubber Top



When ordering, please state the required distance between the Rubber Top.

Other Non Standard rubber profiles: See uni Rubber Profile Overview.

Width	Link material	Rubber material	Z		X		Y	
			mm	in	mm	in	mm	in
K325	POM-DI G	05 I	60.0	2.36	10.0	0.39	2.5	0.10

STANDARD

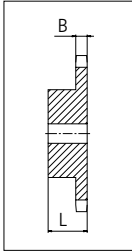
STRAIGHT RUNNING

PITCH 19.1 MM/0.75 IN



Sprocket

No. of teeth	Pitch diameter		Hub diameter		Overall width L		Tooth width B		Bore		Machined S1045
	mm	in	mm	in	mm	in	mm	in	mm	in	
Z19	115.7	4.56	80.0	3.15	35.0	1.38	11.7	0.46	16.0	0.63	x
Z20	121.8	4.79	80.0	3.15	35.0	1.38	11.7	0.46	16.0	0.63	x
Z25	152.0	5.98	90.0	3.54	40.0	1.57	11.7	0.46	20.0	0.79	x



Please ensure that sufficient size shaft and keyway are chosen for corresponding load.

Non standard material and color:
See uni Material and Color Overview.

Other sprocket sizes are available upon request.
uni Retainer Rings: See uni Retainer Ring data sheet.

uni 863 Tab/1401



Solid advice
For all your belting needs
Local stock & service
www.ammeraalbeltech.com

Ammeraal Beltech Modular A/S
Hjulmagervej 21
DK-7100 Vejle

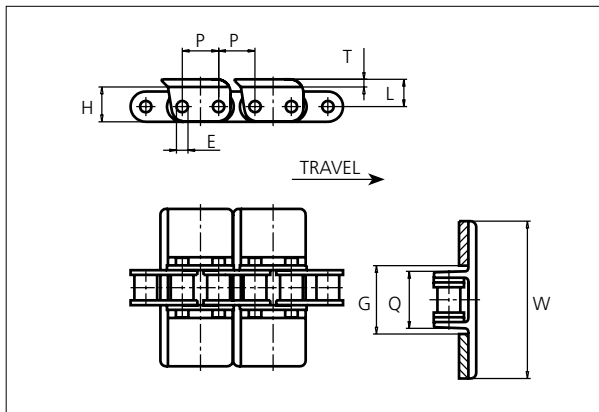
T +45 7572 3100
F +45 7572 3348
admin@unichains.com
www.unichains.com

This information is subject to alteration due to continuous development. Ammeraal Beltech will not be held liable for the incorrect use of the above stated information. This information replaces previous information. All activities performed and services rendered by Ammeraal Beltech are subject to general terms and conditions of sale and delivery, as applied by its operating companies.



Snap-On Plastic Chain

Series **uni 863** Type -



Snap-On Plastic Chain
 Straight running chain
 Pitch: 19.1 mm (0.75 in)
 Backflex radius: 150.0 mm (5.90 in)
 Permissible tensile strength:
 uni 863 with (SS304) stainless steel chain: 2700 N (600 lbf)
 uni 863 with carbon steel chain: 5500 N (1200 lbf)
 Delivery:
 3.05 m (10 ft)
 No. of links/box: 160
 No. of flights/box: 80

STANDARD

E		G		H		L		P		Q		T	
mm	in	mm	in	mm	in	mm	in	mm	in	mm	in	mm	in
6.0	0.24	36.5	1.44	18.6	0.73	14.3	0.56	19.1	0.75	30.5	1.20	4.0	0.16

All dimensions are for chains in POM material.

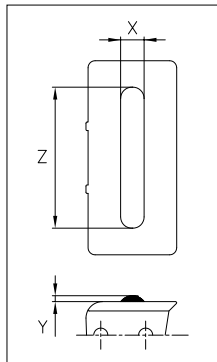
All Snap-On versions can be delivered either with a stainless steel chain (SS304) or a carbon steel chain.

	Width (W)		Flight material & color	Chain material	Weight	
	mm	in			kg/m	lb/ft
K175	44.5	1.75	-	-	-	-
K250	63.5	2.50	-	-	-	-
K325	82.6	3.25	POM-DI G	SS304 or Carbon steel	2.1	1.41
K450	114.3	4.50	POM-LFI BR	SS304 or Carbon steel	2.3	1.55
K600	152.4	6.00	-	-	-	-
K750	190.5	7.50	-	-	-	-

Non standard material and color: See uni Material and Color Overview.

Accessories

Rubber Top



When ordering, please state the required distance between the Rubber Top.

Other Non Standard rubber profiles: See uni Rubber Profile Overview.

Width	Link material	Rubber material	Z		X		Y	
			mm	in	mm	in	mm	in
K325	POM-DI G	05 I	60.0	2.36	10.0	0.39	2.5	0.10
K450	POM-LFI BR	05 I	105.0	4.13	10.0	0.39	2.5	0.10

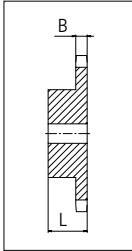
STRAIGHT RUNNING

PITCH 19.1 MM/0.75 IN



Sprocket

No. of teeth	Pitch diameter		Hub diameter		Overall width L		Tooth width B		Bore		Machined S1045
	mm	in	mm	in	mm	in	mm	in	mm	in	
Z19	115.7	4.56	80.0	3.15	35.0	1.38	11.7	0.46	16.0	0.63	x
Z20	121.8	4.79	80.0	3.15	35.0	1.38	11.7	0.46	16.0	0.63	x
Z25	152.0	5.98	90.0	3.54	40.0	1.57	11.7	0.46	20.0	0.79	x



Please ensure that sufficient size shaft and keyway are chosen for corresponding load.

Non standard material and color:
See uni Material and Color Overview.

Other sprocket sizes are available upon request.
uni Retainer Rings: See uni Retainer Ring data sheet.

uni 863/1401



Conveyor Belts




Seamless Belts



Modular Belts



Timing Belts



Transmission Belts



Fabrication & service

Solid advice
For all your belting needs
Local stock & service
www.ammeraalbeltech.com

Ammeraal Beltech Modular A/S
Hjulmagervej 21
DK-7100 Vejle

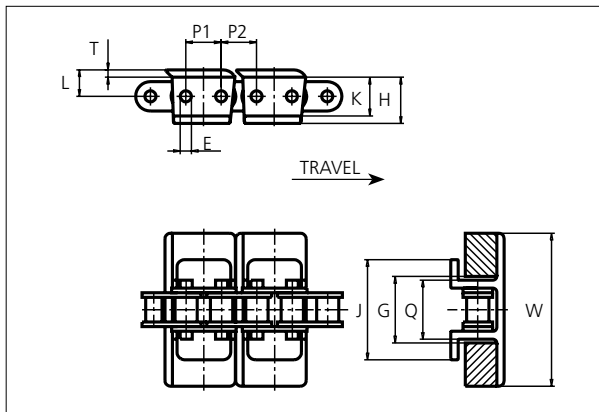
T +45 7572 3100
F +45 7572 3348
admin@unichains.com
www.unichains.com

This information is subject to alteration due to continuous development. Ammeraal Beltech will not be held liable for the incorrect use of the above stated information. This information replaces previous information. All activities performed and services rendered by Ammeraal Beltech are subject to general terms and conditions of sale and delivery, as applied by its operating companies.



Snap-On Plastic Chain

Series **uni 963** Type **Tab**



Snap-On Plastic Chain
 Straight running chain
 Pitch: 19.1 mm (0.75 in)
 Backflex radius: 150.0 mm (5.90 in)
 Permissible tensile strength:
 uni 963 Tab with (SS304) stainless steel chain: 2000 N (450 lbf)
 uni 963 Tab with carbon steel chain: 4000 N (900 lbf)
 Delivery:
 3.048 m (10 ft)
 No. of links/box: 160
 No. of flights/box: 80

E		G		H		J		K		L		P1		P2		Q		T	
mm	in	mm	in	mm	in	mm	in	mm	in	mm	in	mm	in	mm	in	mm	in	mm	in
5.1	0.20	34.9	1.37	25.1	0.99	50.8	2.00	20.9	0.82	14.3	0.56	18.1	0.71	20.1	0.79	31.9	1.25	4.0	0.16

All dimensions are for chains in POM material.

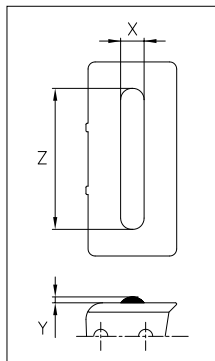
All Snap-On versions can be delivered either with a stainless steel chain (SS304) or a carbon steel chain.

	Width (W)		Recommended flight material & color	Recommended chain material	Weight	
	mm	in			kg/m	lb/ft
K250	63.5	2.50	POM-D G POM-LFI BR	SS304 or Carbon steel	2.1	1.41
K325	82.6	3.25	POM-D G POM-LFI BR	SS304 or Carbon steel	2.2	1.48
K450	114.3	4.50	POM-D G POM-LFI BR	SS304 or Carbon steel	2.4	1.61
K500	127.0	5.0	POM-D G POM-LFI BR	SS304 or Carbon steel	2.4	1.61
K1000	254.0	10.0	POM-D G POM-LFI BR	SS304 or Carbon steel	3.2	2.15

Non standard material and color: See uni Material and Color Overview.

Accessories

Rubber Top



When ordering, please state the required distance between the Rubber Top.

Other Non Standard rubber profiles: See uni Rubber Profile Overview.

Width	Link material	Rubber material	Z		X		Y	
			mm	in	mm	in	mm	in
K325	POM-LFI BR	05 I	60.0	2.36	10.0	0.39	2.5	0.10
K450	POM-LFI BR	05 I	105.0	4.13	10.0	0.39	2.5	0.10
K500	POM-LFI BR	05 I	105.0	4.13	10.0	0.39	2.5	0.10
K1000	POM-LFI BR	05 I	170.0	6.69	10.0	0.39	2.5	0.10

NON STANDARD

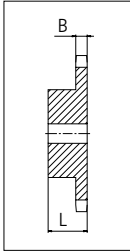
STRAIGHT RUNNING

PITCH 19.1 MM/0.75 IN



Sprocket

No of teeth	Pitch diameter		Hub diameter		Overall width L		Tooth width B		Bore		Machined S1045
	mm	in	mm	in	mm	in	mm	in	mm	in	
Z19	115.7	4.56	80.0	3.15	35.0	1.38	11.7	0.46	16.0	0.63	x
Z20	121.8	4.79	80.0	3.15	35.0	1.38	11.7	0.46	16.0	0.63	x
Z25	152.0	5.98	90.0	3.54	40.0	1.57	11.7	0.46	20.0	0.79	x



Please ensure that sufficient size shaft and keyway are chosen for corresponding load.

Non standard material and color:
See uni Material and Color Overview.

Other sprocket sizes are available upon request.
uni Retainer Rings: See uni Retainer Ring data sheet.

uni 963 Tab/13011



Solid advice
For all your belting needs
Local stock & service
www.ammeraalbeltech.com

Ammeraal Beltech Modular A/S
Hjulmagervej 21
DK-7100 Vejle

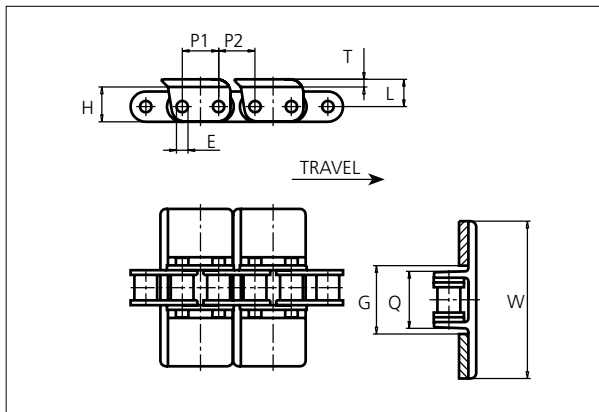
T +45 7572 3100
F +45 7572 3348
admin@unichains.com
www.unichains.com

This information is subject to alteration due to continuous development. Ammeraal Beltech will not be held liable for the incorrect use of the above stated information. This information replaces previous information. All activities performed and services rendered by Ammeraal Beltech are subject to general terms and conditions of sale and delivery, as applied by its operating companies.



Snap-On Plastic Chain

Series **uni 963** Type -



Snap-On Plastic Chain
 Straight running chain
 Pitch: 19.1 mm (0.75 in)
 Backflex radius: 150.0 mm (5.90 in)
 Permissible tensile strength:
 uni 963 with (SS304) stainless steel chain: 2000 N (450 lbf)
 uni 963 with carbon steel chain: 4000 N (900 lbf)
 Delivery:
 3.048 m (10 ft)
 No. of links/box: 160
 No. of flights/box: 80

E		G		H		L		P1		P2		Q		T	
mm	in	mm	in	mm	in	mm	in	mm	in	mm	in	mm	in	mm	in
5.1	0.20	36.5	1.44	18.6	0.73	14.3	0.56	18.1	0.71	20.1	0.79	30.5	1.20	4.0	0.16

All dimensions are for chains in POM material.

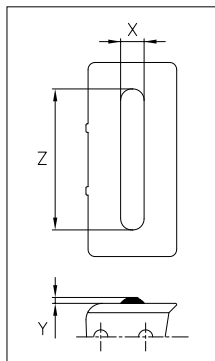
All Snap-On versions can be delivered either with a stainless steel chain (SS304) or a carbon steel chain.

	Width (W)		Flight material & color	Chain material	Weight	
	mm	in			kg/m	lb/ft
K325	82.6	3.25	POM-LFI BR	SS304 or Carbon steel	2.1	1.41
K450	114.3	4.50	-	-	-	-
K600	152.4	6.00	-	-	-	-
K750	190.5	7.50	-	-	-	-

Non standard material and color: See uni Material and Color Overview.

Accessories

Rubber Top



Width	Link material	Rubber material	Z		X		Y	
			mm	in	mm	in	mm	in
K325	POM-LFI BR	05 I	60.0	2.36	10.0	0.39	2.5	0.10

When ordering, please state the required distance between the Rubber Top.

Other Non Standard rubber profiles: See uni Rubber Profile Overview.



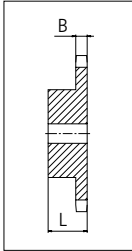
STANDARD

STRAIGHT RUNNING

PITCH 19.1 MM/0.75 IN

Sprocket

No of teeth	Pitch diameter		Hub diameter		Overall width L		Tooth width B		Bore		Machined S1045
	mm	in	mm	in	mm	in	mm	in	mm	in	
Z19	115.7	4.56	80.0	3.15	35.0	1.38	11.7	0.46	16.0	0.63	x
Z20	121.8	4.79	80.0	3.15	35.0	1.38	11.7	0.46	16.0	0.63	x
Z25	152.0	5.98	90.0	3.54	40.0	1.57	11.7	0.46	20.0	0.79	x



Please ensure that sufficient size shaft and keyway are chosen for corresponding load.

Non standard material and color:
See uni Material and Color Overview.

Other sprocket sizes are available upon request.
uni Retainer Rings: See uni Retainer Ring data sheet.

uni 963/1311



Solid advice
For all your belting needs
Local stock & service
www.ammeraalbeltech.com

Ammeraal Beltech Modular A/S
Hjulmagervej 21
DK-7100 Vejle

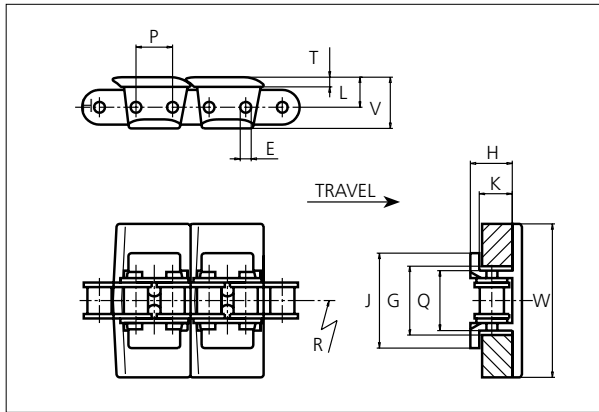
T +45 7572 3100
F +45 7572 3348
admin@unichains.com
www.unichains.com

This information is subject to alteration due to continuous development. Ammeraal Beltech will not be held liable for the incorrect use of the above stated information. This information replaces previous information. All activities performed and services rendered by Ammeraal Beltech are subject to general terms and conditions of sale and delivery, as applied by its operating companies.



Snap-On Plastic Chain

Series **uni 1843** Type -



Snap-On Plastic Chain
 Side flexing chain
 Pitch: 12.7 mm (0.50 in)
 Backflex radius: 155.0 mm (6.10 in)
 Permissible tensile strength:
 uni 1843 with (SS304) stainless steel chain: 2000 N (450 lbf)
 uni 1873 with carbon steel chain: 1500 N (3400 lbf)
 Delivery:
 3.048 m (10 ft)
 No. of links/box: 240
 No. of flights/box: 120

E		G		H		J		K		L		P		Q		T		V	
mm	in	mm	in	mm	in	mm	in	mm	in	mm	in	mm	in	mm	in	mm	in	mm	in
3.6	0.14	22.0	0.87	13.8	0.54	31.4	1.24	10.8	0.43	9.3	0.37	12.7	0.50	19.8	0.78	3.3	0.13	17.1	0.67

All dimensions are for chains in POM material.

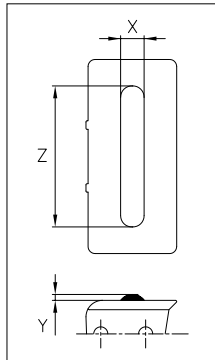
All Snap-On versions can be delivered either with a stainless steel chain (SS304) or a carbon steel chain.

	Width (W)		Flight material & color	Chain material	Weight		Min. radius R	
	mm	in			kg/m	lb/ft	mm	in
K125	31.5	1.25	POM-LFI BR	SS304 or Carbon steel	0.8	0.54	254.0	10.00
K150	37.9	1.50	-	-	-	-	-	-
K200	50.6	2.00	POM-LFI BR	SS304 or Carbon steel	0.9	0.60	254.0	10.00
K325	82.6	3.25	POM-LFI BR	SS304 or Carbon steel	1.0	0.67	254.0	10.00

Non standard material and color: See uni Material and Color Overview.

Accessories

Rubber Top / NON STANDARD



When ordering, please state the required distance between the Rubber Top.

Other Non Standard rubber profiles: See uni Rubber Profile Overview.

Width	Recommended link material	Recommended rubber material	Z		X		Y	
			mm	in	mm	in	mm	in
K125	POM-LFI BR	05 I	25.0	0.98	10.0	0.39	3.0	0.12
K150	POM-LFI BR	05 I	30.0	1.18	10.0	0.39	1.0	0.04
K200	POM-LFI BR	05 I	40.0	1.57	10.0	0.39	0.5	0.02
K325	POM-LFI BR	05 I	60.0	2.32	10.0	0.39	5.0	0.20



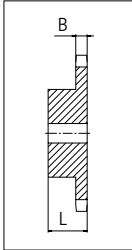
STANDARD

SIDE FLEXING

PITCH 12.7 MM/0.50 IN

Sprocket

No of teeth	Pitch diameter		Hub diameter		Overall width L		Tooth width B		Bore		Machined S1045
	mm	in	mm	in	mm	in	mm	in	mm	in	
Z18	73.1	2.88	56.0	2.20	28.0	1.10	7.2	0.28	12.0	0.47	x
Z25	101.3	3.99	70.0	2.76	28.0	1.10	7.2	0.28	14.0	0.55	x



Please ensure that sufficient size shaft and keyway are chosen for corresponding load.

Non standard material and color:
See uni Material and Color Overview.

Other sprocket sizes are available upon request.
uni Retainer Rings: See uni Retainer Ring data sheet.

uni 1843/1311



Solid advice
For all your belting needs
Local stock & service
www.ammeraalbeltech.com

Ammeraal Beltech Modular A/S
Hjulmagervej 21
DK-7100 Vejle

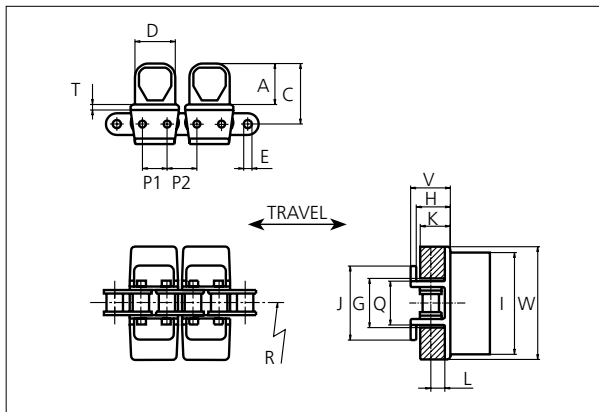
T +45 7572 3100
F +45 7572 3348
admin@unichains.com
www.unichains.com

This information is subject to alteration due to continuous development. Ammeraal Beltech will not be held liable for the incorrect use of the above stated information. This information replaces previous information. All activities performed and services rendered by Ammeraal Beltech are subject to general terms and conditions of sale and delivery, as applied by its operating companies.



Snap-On Plastic Chain

Series **uni 1873** Type **Grip D**



Snap-On Plastic Chain
 Side flexing chain
 Pitch: 19.1 mm (0.75 in)
 Backflex radius: 150.0 mm (5.90 in)
 Permissible tensile strength:
 uni 1873 Grip D (SS304) stainless steel chain: 2000 N (450 lbf)
 uni 1873 Grip D carbon steel chain: 4000 N (900 lbf)
 Delivery:
 6.096 m (20 ft)
 No. of links/box: 320
 No. of flights/box: 160

A		C		D		E		G		H		I		J	
mm	in	mm	in	mm	in	mm	in	mm	in	mm	in	mm	in	mm	in
30.0	1.18	45.3	1.78	29.6	1.17	5.1	0.20	34.9	1.37	25.9	1.02	78.5	3.09	54.4	2.14
K		L		P1		P2		Q		T		V			
mm	in	mm	in	mm	in	mm	in	mm	in	mm	in	mm	in		
20.6	0.81	10.3	0.41	18.1	0.71	20.1	0.79	31.8	1.25	5.0	0.20	30.0	1.18		

All dimensions are for chains in POM material.

All Snap-On versions can be delivered either with a stainless steel chain (SS304) or a carbon steel chain.

	Width (W)		Flight material & color	Chain material	Weight		Min. radius R	
	mm	in			kg/m	lb/ft	mm	in
K325	82.6	3.25	POM-LFI BR - 04 K	SS304 or Carbon steel	2.9	1.95	356.0	14.02

Non standard material and color: See uni Material and Color Overview.

STANDARD

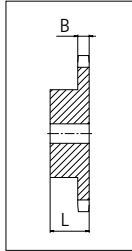
SIDE FLEXING

PITCH 19.1 MM/0.75 IN



Sprocket

No of teeth	Pitch diameter		Hub diameter		Overall width L		Tooth width B		Bore		Machined S1045
	mm	in	mm	in	mm	in	mm	in	mm	in	
Z19	115.7	4.56	80.0	3.15	35.0	1.38	11.7	0.46	16.0	0.63	x
Z20	121.8	4.79	80.0	3.15	35.0	1.38	11.7	0.46	16.0	0.63	x
Z25	152.0	5.98	90.0	3.54	40.0	1.57	11.7	0.46	20.0	0.79	x



Please ensure that sufficient size shaft and keyway are chosen for corresponding load.

Non standard material and color:
See uni Material and Color Overview.

Other sprocket sizes are available upon request.
uni Retainer Rings: See uni Retainer Ring data sheet.

uni 1873 GRIP D/1311



Solid advice
For all your belting needs
Local stock & service
www.ammeraalbeltech.com

Ammeraal Beltech Modular A/S
Hjulmagervej 21
DK-7100 Vejle

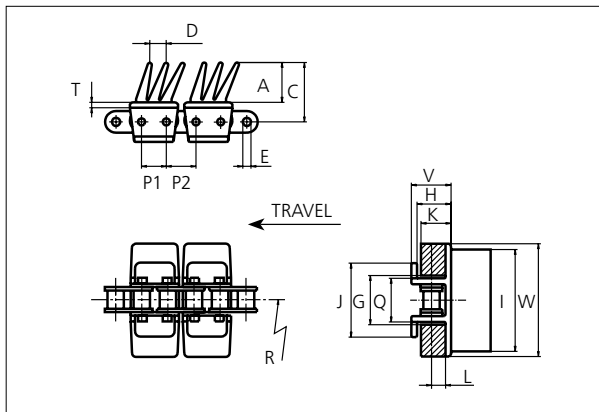

T +45 7572 3100
F +45 7572 3348
admin@unichains.com
www.unichains.com

This information is subject to alteration due to continuous development. Ammeraal Beltech will not be held liable for the incorrect use of the above stated information. This information replaces previous information. All activities performed and services rendered by Ammeraal Beltech are subject to general terms and conditions of sale and delivery, as applied by its operating companies.



Snap-On Plastic Chain

Series **uni 1873** Type **Grip G3**



Snap-On Plastic Chain
 Side flexing chain
 Pitch: 19.1 mm (0.75 in)
 Backflex radius: 150.0 mm (5.90 in)
 Permissible tensile strength:
 uni 1873 Grip G3 (uni 304) stainless steel chain: 2000 N (450 lbf)
 uni 1873 Grip G3 carbon steel chain: 4000 N (900 lbf)
 Delivery:
 6.1 m (20 ft)
 No. of links/box: 320
 No. of flights/box: 160

A		C		D		E		G		H		I		J	
mm	in	mm	in	mm	in	mm	in	mm	in	mm	in	mm	in	mm	in
29.0	1.14	44.3	1.74	12.0	0.47	5.1	0.20	34.9	1.37	25.9	1.02	75.0	2.95	54.4	2.14
K		L		P1		P2		Q		T		V			
mm	in	mm	in	mm	in	mm	in	mm	in	mm	in	mm	in		
20.6	0.81	10.3	0.41	18.1	0.71	20.1	0.79	31.8	1.25	5.0	0.20	30.0	1.18		

All dimensions are for chains in POM material.

All Snap-On versions can be delivered either with a stainless steel chain (uni 304) or a carbon steel chain.

	Width (W)		Recommended flight material & color	Recommended chain material	Weight		Min. radius R	
	mm	in			kg/m	lb/ft	mm	in
K325	82.6	3.25	POM-D G - 01 N POM-LFI BR - 04 K	SS304 or Carbon steel	-	-	-	-

Non standard material and color: See uni Material and Color Overview.

NON STANDARD

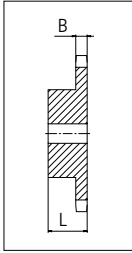
SIDE FLEXING

PITCH 19.1 MM/0.75 IN



Sprocket

No of teeth	Pitch diameter		Hub diameter		Overall width L		Tooth width B		Bore		Machined S1045
	mm	in	mm	in	mm	in	mm	in	mm	in	
Z19	115.7	4.56	80.0	3.15	35.0	1.38	11.7	0.46	16.0	0.63	x
Z20	121.8	4.79	80.0	3.15	35.0	1.38	11.7	0.46	16.0	0.63	x
Z25	152.0	5.98	90.0	3.54	40.0	1.57	11.7	0.46	20.0	0.79	x



Please ensure that sufficient size shaft and keyway are chosen for corresponding load.

Non standard material and color:
See uni Material and Color Overview.

Other sprocket sizes are available upon request.
uni Retainer Rings: See uni Retainer Ring data sheet.

uni 1873 Grip G3/1409



Expert advice, quality solutions and local service for all your belting needs
www.ammeraalbeltech.com

Ammeraal Beltech Modular A/S
Hjulgagervej 21
DK-7100 Vejle

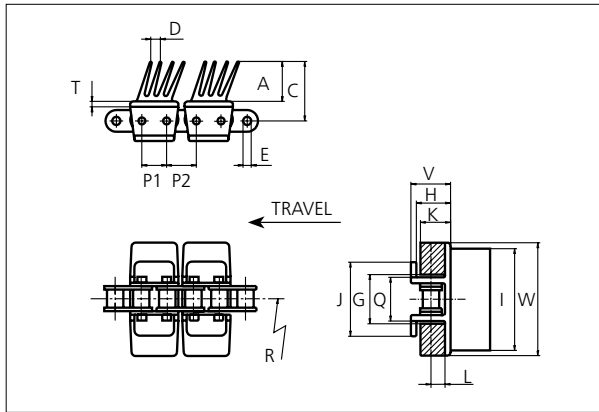
T +45 7572 3100
F +45 7572 3348
admin@unichains.com
www.unichains.com

This information is subject to alteration due to continuous development. Ammeraal Beltech will not be held liable for the incorrect use of the above stated information. This information replaces previous information. All activities performed and services rendered by Ammeraal Beltech are subject to general terms and conditions of sale and delivery, as applied by its operating companies.



Snap-On Plastic Chain

Series **uni 1873** Type **Grip G4**



Snap-On Plastic Chain
 Side flexing chain
 Pitch: 19.1 mm (0.75 in)
 Backflex radius: 150.0 mm (5.90 in)
 Permissible tensile strength:
 uni 1873 Grip G4 (SS304) stainless steel chain: 2000 N (450 lbf)
 uni 1873 Grip G4 carbon steel chain: 4000 N (900 lbf)
 Delivery:
 6.096 m (20 ft)
 No. of links/box: 320
 No. of flights/box: 160

STANDARD

A		C		D		E		G		H		I (K325)		I (K450)	
mm	in	mm	in	mm	in	mm	in	mm	in	mm	in	mm	in	mm	in
29.0	1.14	44.3	1.74	9.0	0.35	5.1	0.20	34.9	1.37	25.9	1.02	75.0	2.95	106.0	4.17
J		K		L		P1		P2		Q		T		V	
mm	in	mm	in	mm	in	mm	in	mm	in	mm	in	mm	in	mm	in
54.4	2.14	20.6	0.81	10.3	0.41	18.1	0.71	20.1	0.79	31.8	1.25	5.0	0.20	30.0	1.18

All dimensions are for chains in POM material.

All Snap-On versions can be delivered either with a stainless steel chain (SS304) or a carbon steel chain.

	Width (W)		Flight material & color	Chain material	Weight		Min. radius R	
	mm	in			kg/m	lb/ft	mm	in
K325	82.6	3.25	POM-LFI BR - 04 K	SS304 or Carbon steel	3.0	2.02	356.0	14.02
K450	114.3	4.50	-	-	-	-	-	-

Non standard material and color: See uni Material and Color Overview.

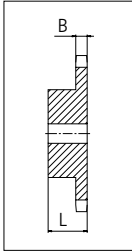
SIDE FLEXING

PITCH 19.1 MM/0.75 IN



Sprocket

No of teeth	Pitch diameter		Hub diameter		Overall width L		Tooth width B		Bore		Machined S1045
	mm	in	mm	in	mm	in	mm	in	mm	in	
Z19	115.7	4.56	80.0	3.15	35.0	1.38	11.7	0.46	16.0	0.63	x
Z20	121.8	4.79	80.0	3.15	35.0	1.38	11.7	0.46	16.0	0.63	x
Z25	152.0	5.98	90.0	3.54	40.0	1.57	11.7	0.46	20.0	0.79	x



Please ensure that sufficient size shaft and keyway are chosen for corresponding load.

Non standard material and color:
See uni Material and Color Overview.

Other sprocket sizes are available upon request.
uni Retainer Rings: See uni Retainer Ring data sheet.

uni 1873 Grip G4/1311



Solid advice
For all your belting needs
Local stock & service
www.ammeraalbeltech.com

Ammeraal Beltech Modular A/S
Hjulmagervej 21
DK-7100 Vejle

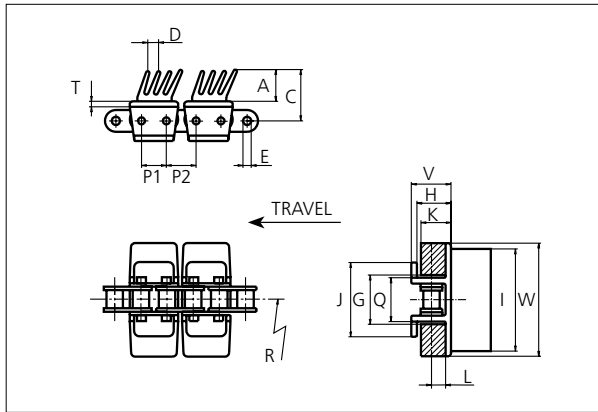

T +45 7572 3100
F +45 7572 3348
admin@unichains.com
www.unichains.com

This information is subject to alteration due to continuous development. Ammeraal Beltech will not be held liable for the incorrect use of the above stated information. This information replaces previous information. All activities performed and services rendered by Ammeraal Beltech are subject to general terms and conditions of sale and delivery, as applied by its operating companies.



Snap-On Plastic Chain

Series **uni 1873** Type **Grip G4L**



Snap-On Plastic Chain
 Side flexing chain
 Pitch: 19.1 mm (0.75 in)
 Backflex radius: 150.0 mm (5.90 in)
 Permissible tensile strength:
 uni 1873 Grip G4L (SS304) stainless steel chain: 2000 N (450 lbf)
 uni 1873 Grip G4L carbon steel chain: 4000 N (900 lbf)
 Delivery:
 6.096 m (20 ft)
 No. of links/box: 320
 No. of flights/box: 160

STANDARD

A		C		D		E		G		H		I		J	
mm	in	mm	in	mm	in	mm	in	mm	in	mm	in	mm	in	mm	in
21.0	0.83	36.3	1.43	12.0	0.47	5.1	0.20	34.9	1.37	25.9	1.02	75.0	2.95	54.4	2.14
K		L		P1		P2		Q		T		V			
mm	in	mm	in	mm	in	mm	in	mm	in	mm	in	mm	in		
20.6	0.81	10.3	0.41	18.1	0.71	20.1	0.79	31.8	1.25	5.0	0.20	30.0	1.18		

All dimensions are for chains in POM material.

All Snap-On versions can be delivered either with a stainless steel chain (SS304) or a carbon steel chain.

	Width (W)		Flight material & color	Chain material	Weight		Min. radius R	
	mm	in			kg/m	lb/ft	mm	in
K325	82.6	3.25	POM-LFI BR - 04 K	SS304 or Carbon steel	3.2	2.15	356.0	14.02

Non standard material and color: See uni Material and Color Overview.

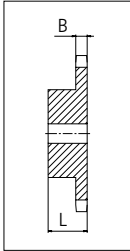
SIDE FLEXING

PITCH 19.1 MM/0.75 IN



Sprocket

No of teeth	Pitch diameter		Hub diameter		Overall width L		Tooth width B		Bore		Machined S1045
	mm	in	mm	in	mm	in	mm	in	mm	in	
Z19	115.7	4.56	80.0	3.15	35.0	1.38	11.7	0.46	16.0	0.63	x
Z20	121.8	4.79	80.0	3.15	35.0	1.38	11.7	0.46	16.0	0.63	x
Z25	152.0	5.98	90.0	3.54	40.0	1.57	11.7	0.46	20.0	0.79	x



Please ensure that sufficient size shaft and keyway are chosen for corresponding load.

Non standard material and color:
See uni Material and Color Overview.

Other sprocket sizes are available upon request.
uni Retainer Rings: See uni Retainer Ring data sheet.

uni 1873 Grip G4L/1311



Solid advice
For all your belting needs
Local stock & service
www.ammeraalbeltech.com

Ammeraal Beltech Modular A/S
Hjulmagervej 21
DK-7100 Vejle

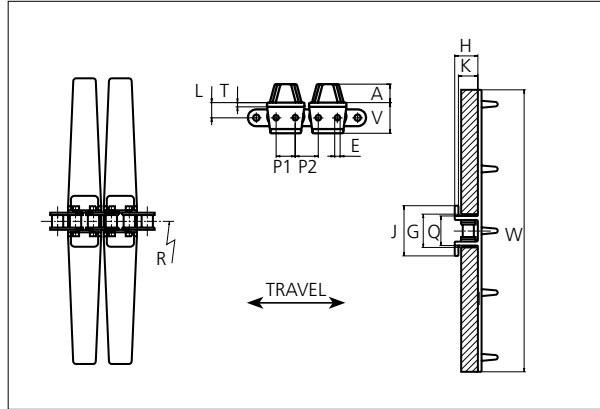
T +45 7572 3100
F +45 7572 3348
admin@unichains.com
www.unichains.com

This information is subject to alteration due to continuous development. Ammeraal Beltech will not be held liable for the incorrect use of the above stated information. This information replaces previous information. All activities performed and services rendered by Ammeraal Beltech are subject to general terms and conditions of sale and delivery, as applied by its operating companies.



Snap-On Plastic Chain

Series **uni 1873** Type **SE**



Snap-On Plastic Chain
 Side flexing chain
 Pitch: 19.1 mm (0.75 in)
 Backflex radius: 150.0 mm (5.90 in)
 Permissible tensile strength:
 uni 1873 SE with (SS304) stainless steel chain: 2000 N (450 lbf)
 uni 1873 SE with carbon steel chain: 4000 N (900 lbf)
 Delivery:
 3.048 m (10 ft)
 No. of links/box: 160
 No. of flights/box: 80

NON STANDARD

A		E		G		H		J		K	
mm	in	mm	in	mm	in	mm	in	mm	in	mm	in
14.4	2.14	5.1	0.20	34.9	1.37	25.0	0.98	54.4	2.14	21.0	0.83
L		P1		P2		Q		T		V	
mm	in	mm	in	mm	in	mm	in	mm	in	mm	in
14.3	0.56	18.1	0.71	20.1	0.79	31.8	1.25	4.0	0.16	29.0	1.14

SIDE FLEXING

All dimensions are for chains in POM material.

All Snap-On versions can be delivered either with a stainless steel chain (SS304) or a carbon steel chain.

	Width (W)		Recommended flight material & color	Recommended chain material	Weight		Min. radius R	
	mm	in			kg/m	lb/ft	mm	in
K1200	304.8	12.00	POM-DI W	Carbon steel	3.5	2.35	457.0	17.99
K1200	304.8	12.00	POM-DI G	SS304 or Carbon steel	3.5	2.35	457.0	17.99

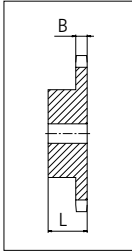
Non standard material and color: See uni Material and Color Overview.

PITCH 19.1 MM/0.75 IN



Sprocket

No of teeth	Pitch diameter		Hub diameter		Overall width L		Tooth width B		Bore		Machined S1045
	mm	in	mm	in	mm	in	mm	in	mm	in	
Z19	115.7	4.56	80.0	3.15	35.0	1.38	11.7	0.46	16.0	0.63	x
Z20	121.8	4.79	80.0	3.15	35.0	1.38	11.7	0.46	16.0	0.63	x
Z25	152.0	5.98	90.0	3.54	40.0	1.57	11.7	0.46	20.0	0.79	x



Please ensure that sufficient size shaft and keyway are chosen for corresponding load.

Non standard material and color:
See uni Material and Color Overview.

Other sprocket sizes are available upon request.
uni Retainer Rings: See uni Retainer Ring data sheet.

uni 1873 SE/1311



Solid advice
For all your belting needs
Local stock & service
www.ammeraalbeltech.com

Ammeraal Beltech Modular A/S
Hjulmagervej 21
DK-7100 Vejle

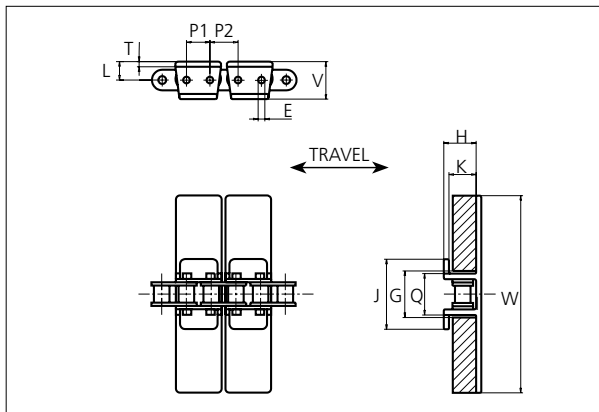
T +45 7572 3100
F +45 7572 3348
admin@unichains.com
www.unichains.com

This information is subject to alteration due to continuous development. Ammeraal Beltech will not be held liable for the incorrect use of the above stated information. This information replaces previous information. All activities performed and services rendered by Ammeraal Beltech are subject to general terms and conditions of sale and delivery, as applied by its operating companies.



Snap-On Plastic Chain

Series **uni 1873** Type **ST**



Snap-On Plastic Chain
 Straight running chain
 Pitch: 19.1 mm (0.75 in)
 Backflex radius: 150.0 mm (5.90 in)
 Permissible tensile strength:
 uni 1873 ST with (SS304) stainless steel chain: 2000 N (450 lbf)
 uni 1873 ST with carbon steel chain: 4000 N (950 lbf)
 Delivery:
 3.048 m (10 ft)
 No. of links/box: 160
 No. of flights/box: 80

E		G		H		J		L		P1		P2		Q		T		V	
mm	in	mm	in	mm	in	mm	in	mm	in	mm	in	mm	in	mm	in	mm	in	mm	in
5.1	0.20	34.9	1.37	25.0	0.98	54.4	2.14	14.3	0.56	18.1	0.71	20.1	0.79	31.8	1.25	4.0	0.16	29.0	1.14

All dimensions are for chains in POM material.

All Snap-On versions can be delivered either with a stainless steel chain (SS304) or a carbon steel chain.

	Width (W)		Recommended flight material & color	Recommended chain material	Weight	
	mm	in			kg/m	lb/ft
K325	82.6	3.25	POM-D G POM-LFI BR	SS304 or Carbon steel	-	-
K450	114.3	4.50	POM-D G POM-LFI BR	SS304 or Carbon steel	-	-
K600	152.4	6.00	POM-D G POM-LFI BR	SS304 or Carbon steel	-	-

Non standard material and color: See uni Material and Color Overview.

NON STANDARD

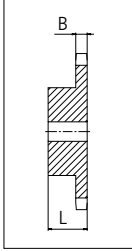
STRAIGHT RUNNING

PITCH 19.1 MM/0.75 IN



Sprocket

No of teeth	Pitch diameter		Hub diameter		Overall width L		Tooth width B		Bore		Machined S1045
	mm	in	mm	in	mm	in	mm	in	mm	in	
Z19	115.7	4.56	80.0	3.15	35.0	1.38	11.7	0.46	16.0	0.63	x
Z20	121.8	4.79	80.0	3.15	35.0	1.38	11.7	0.46	16.0	0.63	x
Z25	152.0	5.98	90.0	3.54	40.0	1.57	11.7	0.46	20.0	0.79	x



Please ensure that sufficient size shaft and keyway are chosen for corresponding load.

Non standard material and color:
See uni Material and Color Overview.

Other sprocket sizes are available upon request.
uni Retainer Rings: See uni Retainer Ring data sheet.

uni 1873 ST/1311



Solid advice
For all your belting needs
Local stock & service
www.ammeraalbeltech.com

Ammeraal Beltech Modular A/S
Hjulmagervej 21
DK-7100 Vejle

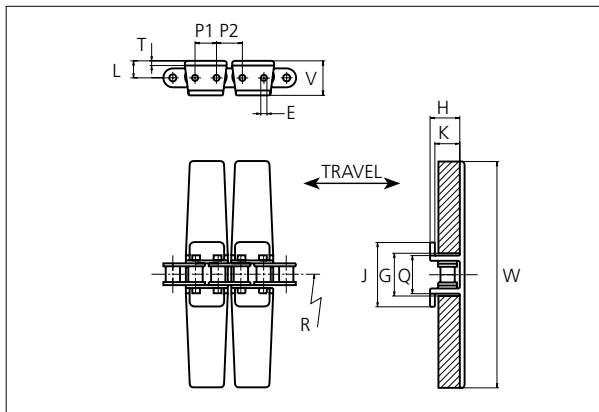
T +45 7572 3100
F +45 7572 3348
admin@unichains.com
www.unichains.com

This information is subject to alteration due to continuous development. Ammeraal Beltech will not be held liable for the incorrect use of the above stated information. This information replaces previous information. All activities performed and services rendered by Ammeraal Beltech are subject to general terms and conditions of sale and delivery, as applied by its operating companies.



Snap-On Plastic Chain

Series **uni 1873** Type -



Snap-On Plastic Chain
 Side flexing chain
 Pitch: 19.1 mm (0.75 in)
 Backflex radius: 150.0 mm (5.90 in)
 Permissible tensile strength:
 uni 1873 with (SS304) stainless steel chain: 2000 N (450 lbf)
 uni 1873 with carbon steel chain: 4000 N (900 lbf)
 Delivery:
 3.048 m (10 ft)
 No. of links/box: 160
 No. of flights/box: 80

E		G		H		J		K		L		P1		P2		Q		T		V	
mm	in	mm	in	mm	in	mm	in	mm	in	mm	in	mm	in	mm	in	mm	in	mm	in	mm	in
5.1	0.20	34.9	1.37	25.0	0.98	54.5	2.15	21.0	0.83	14.3	0.56	18.1	0.71	20.1	0.79	31.8	1.25	4.0	0.16	29.0	1.14

All dimensions are for chains in POM material.

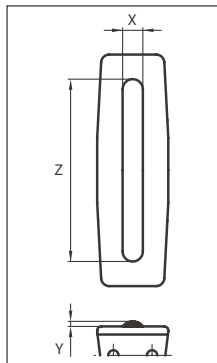

All Snap-On versions can be delivered either with a stainless steel chain (SS304) or a carbon steel chain.

	Width (W)		Flight material & color	Chain material	Weight		Min. radius R	
	mm	in			kg/m	lb/ft	mm	in
K225	57.2	2.25	-	-	-	-	-	-
K250	63.5	2.50	-	-	-	-	-	-
K325	82.6	3.25	POM-LFI BR	SS304 or Carbon steel	2.1	1.41	356.0	14.02
K450	114.3	4.50	POM-DI G	SS304 or Carbon steel	2.3	1.55	356.0	14.02
K600	152.4	6.00	-	-	-	-	-	-
K750	190.5	7.50	-	-	-	-	-	-
K1000	254.0	10.00	-	-	-	-	-	-
K1200	304.8	12.00	POM-LFI BR	SS304 or Carbon steel	3.0	2.02	457.0	17.99

Non standard material and color: See uni Material and Color Overview.

Accessories

Rubber Top



When ordering, please state the required distance between the Rubber Top.

Other Non Standard rubber profiles: See uni Rubber Profile Overview.

Width	Link material	Rubber material	Z		X		Y	
			mm	in	mm	in	mm	in
K325	POM-LFI BR	05 I	60.0	2.36	10.0	0.39	2.5	0.10
K450	POM-DI G	05 I	90.0	3.54	10.0	0.39	2.5	0.10
K1200	POM-LFI BR	05 I	295.0	11.61	8.0	0.31	2.5	0.10



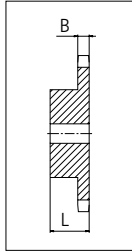
STANDARD

SIDE FLEXING

PITCH 19.1 MM/0.75 IN

Sprocket

No of teeth	Pitch diameter		Hub diameter		Overall width L		Tooth width B		Bore		Machined S1045
	mm	in	mm	in	mm	in	mm	in	mm	in	
Z19	115.7	4.56	80.0	3.15	35.0	1.38	11.7	0.46	16.0	0.63	x
Z20	121.8	4.79	80.0	3.15	35.0	1.38	11.7	0.46	16.0	0.63	x
Z25	152.0	5.98	90.0	3.54	40.0	1.57	11.7	0.46	20.0	0.79	x



Please ensure that sufficient size shaft and keyway are chosen for corresponding load.

Non standard material and color:
See uni Material and Color Overview.

Other sprocket sizes are available upon request.
uni Retainer Rings: See uni Retainer Ring data sheet.

uni 1873/1311



Solid advice
For all your belting needs
Local stock & service
www.ammeraalbeltech.com

Ammeraal Beltech Modular A/S
Hjulmagervej 21
DK-7100 Vejle

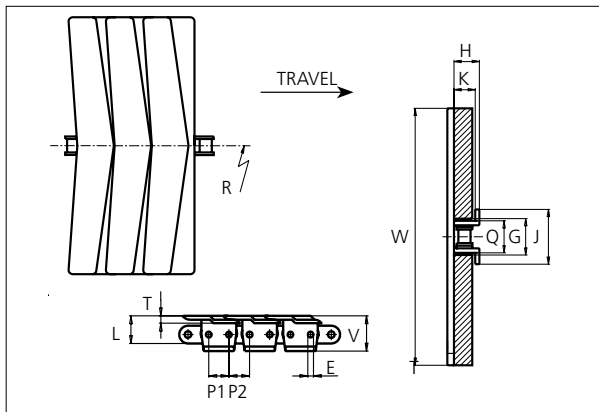
T +45 7572 3100
F +45 7572 3348
admin@unichains.com
www.unichains.com

This information is subject to alteration due to continuous development. Ammeraal Beltech will not be held liable for the incorrect use of the above stated information. This information replaces previous information. All activities performed and services rendered by Ammeraal Beltech are subject to general terms and conditions of sale and delivery, as applied by its operating companies.



Snap-On Plastic Chain

Series **uni 3873** Type -



Snap-On Plastic Chain
 Side flexing chain
 Pitch: 19.1 mm (0.75 in)
 Backflex radius: 150.0 mm (5.90 in)
 Permissible tensile strength:
 uni 3873 with (SS304) stainless steel chain: 2000 N (450 lbf)
 uni 3873 with carbon steel chain: 4000 N (900 lbf)
 Delivery:
 3.048 m (10 ft)
 No. of links/box: 160
 No. of flights/box: 80

E		G		H		J		K		L		P1		P2		Q		T		V	
mm	in	mm	in	mm	in	mm	in	mm	in	mm	in	mm	in	mm	in	mm	in	mm	in	mm	in
5.1	0.20	34.9	1.37	24.9	0.98	54.2	2.13	21.0	0.83	16.6	0.65	18.1	0.71	20.1	0.79	31.8	1.25	6.6	0.26	29.0	1.14

All dimensions are for chains in POM material.

All Snap-On versions can be delivered either with a stainless steel chain (SS304) or a carbon steel chain.

	Width (W)		Flight material & color	Chain material	Weight		Min. radius R	
	mm	in			kg/m	lb/ft	mm	in
K1000	254.0	10.00	POM-D G POM-LFI BR	SS304 or Carbon steel	3.5	2.35	356.0	14.02

Non standard material and color: See uni Material and Color Overview.

STANDARD

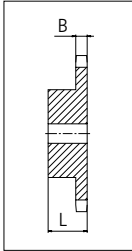
SIDE FLEXING

PITCH 19.1 MM/0.75 IN



Sprocket

No of teeth	Pitch diameter		Hub diameter		Overall width L		Tooth width B		Bore		Machined S1045
	mm	in	mm	in	mm	in	mm	in	mm	in	
Z19	115.7	4.56	80.0	3.15	35.0	1.38	11.7	0.46	16.0	0.63	x
Z20	121.8	4.79	80.0	3.15	35.0	1.38	11.7	0.46	16.0	0.63	x
Z25	152.0	5.98	90.0	3.54	40.0	1.57	11.7	0.46	20.0	0.79	x



Please ensure that sufficient size shaft and keyway are chosen for corresponding load.

Non standard material and color:
See uni Material and Color Overview.

Other sprocket sizes are available upon request.
uni Retainer Rings: See uni Retainer Ring data sheet.

uni 3873/1311



Solid advice
For all your belting needs
Local stock & service
www.ammeraalbeltech.com

Ammeraal Beltech Modular A/S
Hjulmagervej 21
DK-7100 Vejle

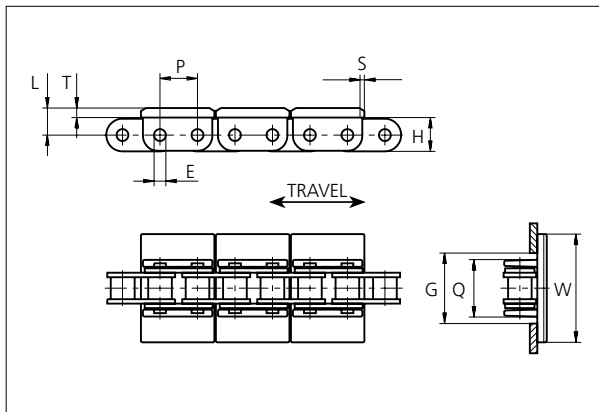
T +45 7572 3100
F +45 7572 3348
admin@unichains.com
www.unichains.com

This information is subject to alteration due to continuous development. Ammeraal Beltech will not be held liable for the incorrect use of the above stated information. This information replaces previous information. All activities performed and services rendered by Ammeraal Beltech are subject to general terms and conditions of sale and delivery, as applied by its operating companies.



Snap-On Plastic Chain

Series **uni 843** Type **SK**



Snap-On Plastic Chain
 Straight running chain
 Pitch: 12.7 mm (0.50 in)
 Backflex radius:
 K138: 250.0 mm (9.80 in)
 K200: 150.0 mm (5.90 in)
 Permissible tensile strength:
 uni 843 SK with (SS304) stainless steel chain: 1500 N (340 lbf)
 uni 843 SK with carbon steel chain: 2000 N (450 lbf)
 Delivery:
 6.10 m (20 ft)
 No. of links/box: 240
 No. of flights/box: 120

STANDARD

	E		G		H		L		P		Q		S		T	
	mm	in	mm	in	mm	in	mm	in	mm	in	mm	in	mm	in	mm	in
K138	4.0	0.16	20.5	0.81	11.5	0.45	9.1	0.36	12.7	0.50	19.1	0.75	2.0	0.08	3.2	0.13
K200	4.0	0.16	20.5	0.81	11.5	0.45	9.1	0.36	12.7	0.50	19.1	0.75	4.0	0.16	3.2	0.13

All dimensions are for chains in POM material.

All Snap-On versions can be delivered either with a stainless steel chain (SS304) or a carbon steel chain.

	Width (W)		Flight material & color	Chain material	Weight	
	mm	in			kg/m	lb/ft
K138	34.9	1.37	POM-DI G	SS304 or Carbon steel	0.9	0.60
K200	50.8	2.00	POM-LFI BR	SS304 or Carbon steel	0.9	0.60

Non standard material and color: See uni Material and Color Overview.

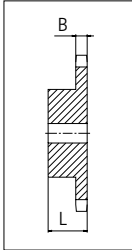
STRAIGHT RUNNING

PITCH 12.7 MM/0.50 IN



Sprocket

No. of teeth	Pitch diameter		Hub diameter		Overall width L		Tooth width B		tBore		Machined S1045
	mm	in	mm	in	mm	in	mm	in	mm	in	
Z18	73.1	2.88	56.0	2.20	28.0	1.10	7.2	0.28	12.0	0.47	
Z25	101.3	3.99	70.0	2.76	28.0	1.10	7.2	0.28	14.0	0.55	



Please ensure that sufficient size shaft and keyway are chosen for corresponding load.

Non standard material and color:
See uni Material and Color Overview.

Other sprocket sizes are available upon request
uni Retainer Rings: See uni Retainer Ring data sheet

uni 843 SK/1401



Conveyor Belts




Seamless Belts



Modular Belts



Timing Belts



Transmission Belts



Fabrication & service

Solid advice
For all your belting needs
Local stock & service
www.ammeraalbeltech.com

Ammeraal Beltech Modular A/S
Hjulmagervej 21
DK-7100 Vejle

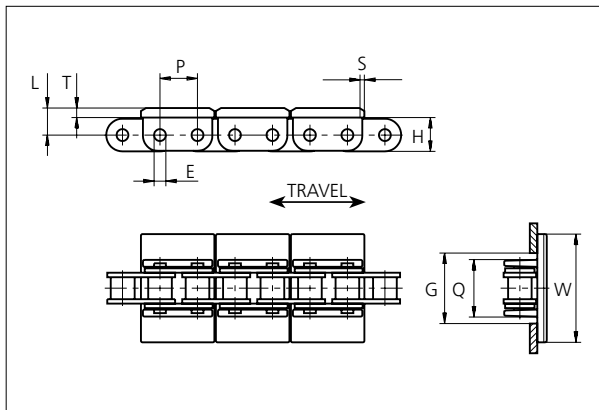
T +45 7572 3100
F +45 7572 3348
admin@unichains.com
www.unichains.com

This information is subject to alteration due to continuous development. Ammeraal Beltech will not be held liable for the incorrect use of the above stated information. This information replaces previous information. All activities performed and services rendered by Ammeraal Beltech are subject to general terms and conditions of sale and delivery, as applied by its operating companies.



Snap-On Plastic Chain

Series **uni 843** Type **SKR**



Snap-On Plastic Chain
 Straight running chain
 Pitch: 12.7 mm (0.50 in)
 Backflex radius:
 K138: 250.0 mm (9.80 in)
 K250: 150.0 mm (5.90 in)
 Permissible tensile strength:
 uni 843 SKR with (SS304) stainless steel chain: 1500 N (340 lbf)
 uni 843 SKR with carbon steel chain: 2000 N (450 lbf)
 Delivery:
 6.10 m (20 ft)
 No. of links/box: 240
 No. of flights/box: 120

	E		G		H		L		P		Q		S		T	
	mm	in	mm	in	mm	in	mm	in	mm	in	mm	in	mm	in	mm	in
K138	4.0	0.16	20.5	0.81	11.5	0.45	9.1	0.36	12.7	0.50	19.1	0.75	R3.0	0.12	3.2	0.13
K250	4.0	0.16	20.5	0.81	11.5	0.45	9.1	0.36	12.7	0.50	19.1	0.75	R3.0	0.12	3.2	0.13

All dimensions are for chains in POM material.

All Snap-On versions can be delivered either with a stainless steel chain (SS304) or a carbon steel chain.

	Width (W)		Recommended flight material & color	Recommended chain material	Weight	
	mm	in			kg/m	lb/ft
K138	34.9	1.37	POM-DI G	SS304 or Carbon steel	0.9	0.60
K250	63.5	2.50	POM-LFI BR	SS304 or Carbon steel	0.9	0.60

Non standard material and color: See uni Material and Color Overview.

NON STANDARD

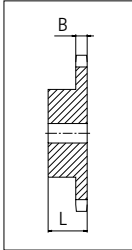
STRAIGHT RUNNING

PITCH 12.7 MM/0.50 IN



Sprocket

No. of teeth	Pitch diameter		Hub diameter		Overall width L		Tooth width B		tBore		Machined SS304
	mm	in	mm	in	mm	in	mm	in	mm	in	
Z18	73.1	2.88	56.0	2.20	28.0	1.10	7.2	0.28	12.0	0.47	
Z25	101.3	3.99	70.0	2.76	28.0	1.10	7.2	0.28	14.0	0.55	



Please ensure that sufficient size shaft and keyway are chosen for corresponding load.

Non standard material and color:
See uni Material and Color Overview.

Other sprocket sizes are available upon request
uni Retainer Rings: See uni Retainer Ring data sheet

uni 843 SKR/1409



Expert advice, quality solutions and local service for all your belting needs
www.ammeraalbeltech.com

Ammeraal Beltech Modular A/S
Hjulmagervej 21
DK-7100 Vejle

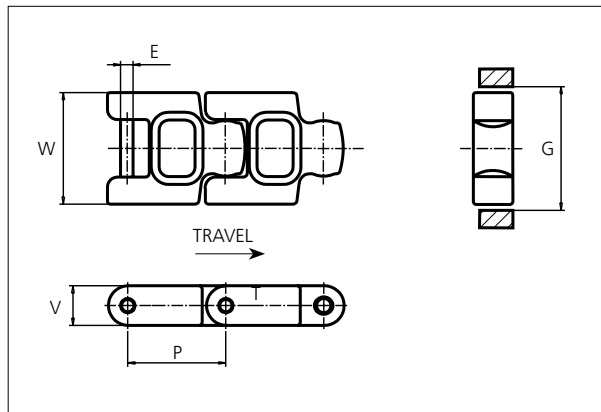
T +45 7572 3100
F +45 7572 3348
admin@unichains.com
www.unichains.com

This information is subject to alteration due to continuous development. Ammeraal Beltech will not be held liable for the incorrect use of the above stated information. This information replaces previous information. All activities performed and services rendered by Ammeraal Beltech are subject to general terms and conditions of sale and delivery, as applied by its operating companies.



Special Plastic Chain

Series **uni 3200** Type -



Special Plastic Chain
 Straight running chain
 Pitch: 50.8 mm (2.00 in)
 Backflex radius: 60.0 mm (2.40 in)
 Permissible tensile strength:
 POM material: 3150 N (708 lbf)

 Delivery: 6.1 m (20.0 ft)
 No. of links/box: 120

STANDARD

E		G		P		V	
mm	in	mm	in	mm	in	mm	in
6.4	0.25	59.5	2.34	50.8	2.00	20.3	0.80

All dimensions are for chains in POM material.

Width (W)		Material & color	Pin material	Weight	
mm	in			kg/m	lb/ft
57.2	2.25	POM-DI G	SS304	57.2	2.25

Non standard material and color: See uni Material and Color Overview.


Non standard pin material: See uni Material and Color Overview.

STRAIGHT RUNNING

PITCH 50.8 MM/2.00 IN

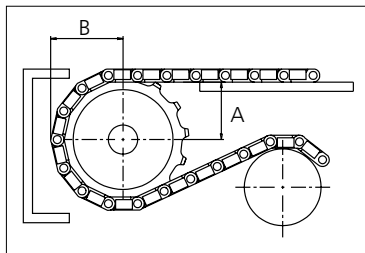


Sprocket

No of teeth	Pitch diameter		Overall diameter		Min. ø bore		Max. ø bore		Hub diameter		A-dimension		B-dimension		Molded PA66 LG	Machined PA66 
	mm	in	mm	in	mm	in	mm	in	mm	in	mm	in	mm	in		
Z8	132.9	5.23	134.0	5.30	19.1	0.80	40.0	1.60	65.0	2.60	51.2	2.00	79.6	3.10		x
Z10	164.5	6.48	160.0	6.30	19.1	0.80	40.0	1.60	65.0	2.60	68.0	2.70	92.4	3.60		x
Z10	164.5	6.48	160.0	6.30	40.0	1.60	70.0	2.80	120.0	4.70	68.0	2.70	92.4	3.60		x
Z12	194.4	7.65	204.0	8.00	19.1	0.80	40.0	1.60	65.0	2.60	84.7	3.30	108.4	4.30		x
Z12	194.4	7.65	204.0	8.00	40.0	1.60	70.0	2.80	120.0	4.70	84.7	3.30	108.4	4.30		x
Z15	244.4	9.62	250.0	9.80	19.1	0.80	40.0	1.60	65.0	2.60	109.4	4.30	132.4	5.20		x
Z15	244.4	9.62	250.0	9.80	40.0	1.60	70.0	2.80	120.0	4.70	109.4	4.30	132.4	5.20		x

Non standard material and color:
See uni Material and Color Overview.

Machined sprocket



Please ensure that sufficient size shaft and keyway are chosen for corresponding load.

Other sprocket sizes are available upon request
Width of tooth: 25.0 mm/1.00 in
Width of sprocket: 42.3 mm/1.70 in
uni Retainer Rings: See uni Retainer Ring data sheet

uni 3200/1304



Solid advice
For all your belting needs
Local stock & service
www.ammeraalbeltech.com

Ammeraal Beltech Modular A/S
Hjulmagervej 21
DK-7100 Vejle

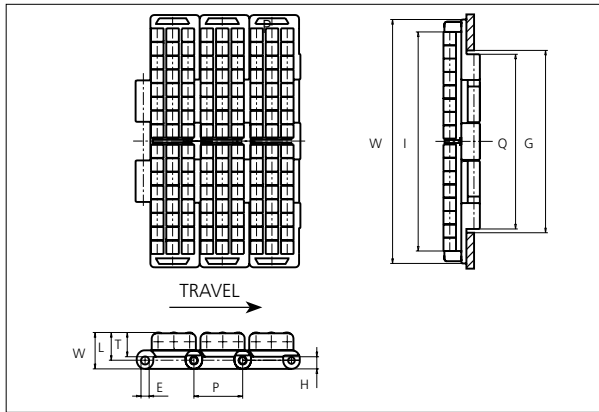
T +45 7572 3100
F +45 7572 3348
admin@unichains.com
www.unichains.com

This information is subject to alteration due to continuous development. Ammeraal Beltech will not be held liable for the incorrect use of the above stated information. This information replaces previous information. All activities performed and services rendered by Ammeraal Beltech are subject to general terms and conditions of sale and delivery, as applied by its operating companies.



Special Plastic Chain

Series **uni 821** Type **PRR**



Special Plastic Chain
 Straight running chain
 Pitch: 38.1 mm (1.50 in)
 Backflex radius: 225.0 mm (8.90 in)
 Permissible tensile strength:
 POM material: 3000 N (674 lbf)
 Delivery: 3.05 m (10 ft)
 No. of links/box: 80
 Axle materials for $\varnothing 5.0$ mm (0.20 in) accumulation rollers:
 See uni Material and Color Overview.

STANDARD

E		G		H		I (K750)		I (K1000)		I (K1200)		L		P		Q		T		V	
mm	in	mm	in	mm	in	mm	in	mm	in	mm	in	mm	in	mm	in	mm	in	mm	in	mm	in
6.4	0.25	140.0	5.51	9.5	0.37	174.5	6.87	238.0	9.37	288.8	11.37	22.2	0.87	38.1	1.50	136.5	5.37	19.0	0.75	28.5	1.12

All dimensions are for chains in POM material.

	Width (W)		Base material & color	Roller material & color	Pin material	Weight	
	mm	in				kg/m	lb/ft
K750	190.5	7.50	POM-LF BR	POM-LF BR	SS304	5.1	3.43
K1000	254.0	10.00	-	-	-	-	-
K1200	304.8	12.00	POM-LF BR	POM-LF BR	SS304	8.3	5.58

Non standard material and color: See uni Material and Color Overview.
 Non standard pin material: See uni Material and Color Overview.

STRAIGHT RUNNING

PITCH 38.1 MM/1.50 IN



Sprocket

No. of teeth	Pitch diameter		Overall diameter		Min. ø bore		Max. ø bore		Hub diameter		Dimension A		Dimension B		Molded PA6 LG	Molded Cast Iron	Machined PA6 N
	mm	in	mm	in	mm	in	mm	in	mm	in	mm	in	mm	in			
Z19	117.3	4.62	117.0	4.61	20.0	0.79	40.0	1.57	58.0	2.28	58.7	2.31	64.5	2.54	x	x	x
Z21	129.2	5.09	130.0	5.12	20.0	0.79	40.0	1.57	58.0	2.28	65.0	2.56	70.5	2.78	x	x	x
Z23	141.2	5.56	142.0	5.59	20.0	0.79	40.0	1.57	58.0	2.28	71.2	2.80	76.5	3.01	x	x	x
Z25	153.2	6.03	155.0	6.10	20.0	0.79	40.0	1.57	58.0	2.28	77.4	3.05	82.5	3.25	x	x	x
Z27	165.2	6.50	167.0	6.57	20.0	0.79	70.0	2.76	0	0	83.6	3.29	88.5	3.48		x	x
Z29	177.2	6.98	179.0	7.05	20.0	0.79	70.0	2.76	0	0	89.8	3.54	94.6	3.72		x	x
Z31	189.3	7.45	192.0	7.56	20.0	0.79	70.0	2.76	0	0	95.9	3.78	100.6	3.96		x	x

Two part sprocket

No. of teeth	Pitch diameter		Overall diameter		Min. ø bore		Max. ø bore		Hub diameter		Dimension A		Dimension B		Molded PA6 LG	Molded Cast Iron	Machined PA6 N
	mm	in	mm	in	mm	in	mm	in	mm	in	mm	in	mm	in			
Z25	153.2	6.03	155.0	6.10	20.0	0.79	40.0	1.57	58.0	2.28	77.4	3.05	82.5	3.25	x		

Non standard material and color:
See uni Material and Color Overview.

Molded sprocket



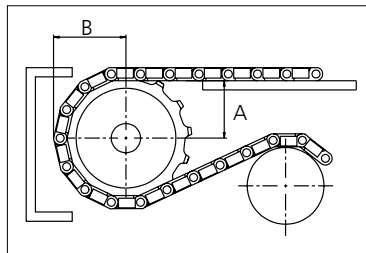
Cast iron sprocket



Machined sprocket



Two part sprocket



Please ensure that sufficient size shaft and keyway are chosen for corresponding load.

Other sprocket sizes are available upon request

Width of tooth: 79.4 mm/3.13 in

Width of sprocket: 79.4 mm/3.13 in

uni Retainer Rings: See uni Retainer Ring data sheet

uni Idler: See uni Idler data sheet

uni Guide Rings can be mounted on cast iron and machined sprockets. See uni Guide Rings data sheet

uni 821-PRR/1401



Conveyor Belts




Seamless Belts



Modular Belts



Timing Belts



Transmission Belts



Fabrication & service

Solid advice
For all your belting needs
Local stock & service
www.ammeraalbeltech.com

Ammeraal Beltech Modular A/S
Hjulmagervej 21
DK-7100 Vejle

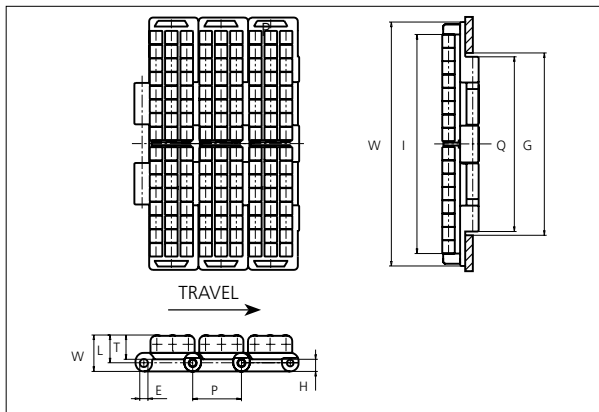
T +45 7572 3100
F +45 7572 3348
admin@unichains.com
www.unichains.com

This information is subject to alteration due to continuous development. Ammeraal Beltech will not be held liable for the incorrect use of the above stated information. This information replaces previous information. All activities performed and services rendered by Ammeraal Beltech are subject to general terms and conditions of sale and delivery, as applied by its operating companies.



Special Plastic Chain

Series **uni 821** Type **PRR4**



Special Plastic Chain
 Straight running chain
 Pitch: 38.1 mm (1.50 in)
 Backflex radius: 225.0 mm (8.90 in)
 Permissible tensile strength:
 POM material: 3000 N (674 lbf)
 Delivery: 3.05 m (10 ft)
 No. of links/box: 80
 Axle materials for $\varnothing 5.0$ mm (0.20 in) accumulation rollers: See uni Material and Color Overview.
 Overview.

E		G		H		I (K750)		I (K1000)		I (K1200)		L		P		Q		T		V	
mm	in	mm	in	mm	in	mm	in	mm	in	mm	in	mm	in	mm	in	mm	in	mm	in	mm	in
6.4	0.25	140.0	5.51	9.5	0.37	174.5	6.87	238.0	9.37	288.8	11.37	22.2	0.87	38.1	1.50	136.5	5.37	19.0	0.75	28.5	1.12

All dimensions are for chains in POM material.

	Width (W)		Recommended base material & color	Recommended roller material & color	Recommended pin material	Weight	
	mm	in				kg/m	lb/ft
K750	190.5	7.50	POM-LF BR	POM-D K	SS304	6.9	4.64
K1000	254.0	10.00	POM-LF BR	POM-D K	SS304	8.8	5.91
K1200	304.8	12.00	POM-LF BR	POM-D K	SS304	10.2	6.85

Non standard material and color: See uni Material and Color Overview.

Non standard pin material: See uni Material and Color Overview.

NON STANDARD

STRAIGHT RUNNING

PITCH 38.1 MM/1.50 IN



Sprocket

No. of teeth	Pitch diameter		Overall diameter		Min. ϕ bore		Max. ϕ bore		Hub diameter		Dimension A		Dimension B		Molded PA6 LG	Molded Cast Iron	Machined PA6
	mm	in	mm	in	mm	in	mm	in	mm	in	mm	in	mm	in			
Z19	117.3	4.62	117.0	4.61	20.0	0.79	40.0	1.57	58.0	2.28	58.7	2.31	64.5	2.54	x	x	x
Z21	129.2	5.09	130.0	5.12	20.0	0.79	40.0	1.57	58.0	2.28	65.0	2.56	70.5	2.78	x	x	x
Z23	141.2	5.56	142.0	5.59	20.0	0.79	40.0	1.57	58.0	2.28	71.2	2.80	76.5	3.01	x	x	x
Z25	153.2	6.03	155.0	6.10	20.0	0.79	40.0	1.57	58.0	2.28	77.4	3.05	82.5	3.25	x	x	x
Z27	165.2	6.50	167.0	6.57	20.0	0.79	70.0	2.76	0	0	83.6	3.29	88.5	3.48		x	x
Z29	177.2	6.98	179.0	7.05	20.0	0.79	70.0	2.76	0	0	89.8	3.54	94.6	3.72		x	x
Z31	189.3	7.45	192.0	7.56	20.0	0.79	70.0	2.76	0	0	95.9	3.78	100.6	3.96		x	x

Two part sprocket

No. of teeth	Pitch diameter		Overall diameter		Min. ϕ bore		Max. ϕ bore		Hub diameter		Dimension A		Dimension B		Molded PA6 LG	Molded Cast Iron	Machined PA6
	mm	in	mm	in	mm	in	mm	in	mm	in	mm	in	mm	in			
Z25	153.2	6.03	155.0	6.10	20.0	0.79	40.0	1.57	58.0	2.28	77.4	3.05	82.5	3.25	x		

Non standard material and color:
See uni Material and Color Overview.

Molded sprocket



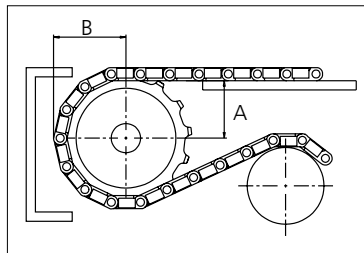
Cast iron sprocket



Machined sprocket



Two part sprocket



Please ensure that sufficient size shaft and keyway are chosen for corresponding load.

Other sprocket sizes are available upon request

Width of tooth: 79.4 mm/3.13 in

Width of sprocket: 79.4 mm/3.13 in

uni Retainer Rings: See uni Retainer Ring data sheet

uni Idler: See uni Idler data sheet

uni Guide Rings can be mounted on cast iron and machined sprockets. See uni Guide Rings data sheet

uni 821-PRR4/1401



Conveyor Belts




Seamless Belts



Modular Belts



Timing Belts



Transmission Belts



Fabrication & service

Solid advice
For all your belting needs
Local stock & service
www.ammeraalbeltech.com

Ammeraal Beltech Modular A/S
Hjulmagervej 21
DK-7100 Vejle

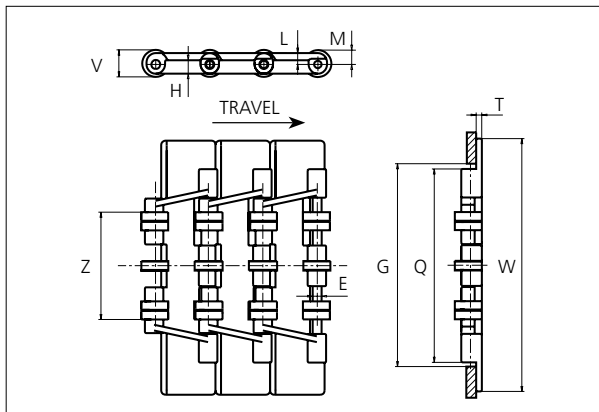

T +45 7572 3100
F +45 7572 3348
admin@unichains.com
www.unichains.com

This information is subject to alteration due to continuous development. Ammeraal Beltech will not be held liable for the incorrect use of the above stated information. This information replaces previous information. All activities performed and services rendered by Ammeraal Beltech are subject to general terms and conditions of sale and delivery, as applied by its operating companies.



Special Plastic Chain

Series **uni 821** Type **RO**



Special Plastic Chain
 Straight running chain
 Pitch: 38.1 mm (1.50 in)
 Backflex radius: 75.0 mm (3.00 in)
 Permissible tensile strength:
 POM material: 2500 N (562 lbf)

 Delivery: 3.048 m (10 ft)
 No. of links/box: 80

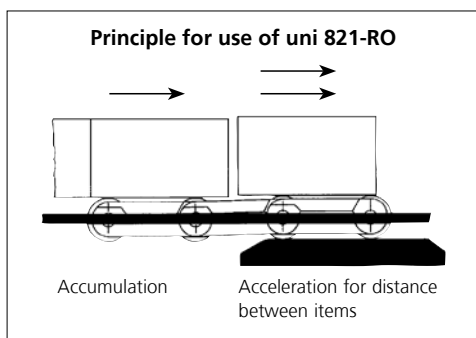
E		G		H		L		M		P		Q		T		V		Z	
mm	in	mm	in	mm	in	mm	in	mm	in	mm	in	mm	in	mm	in	mm	in	mm	in
6.4	0.25	140.0	5.51	9.5	0.37	8.0	0.31	9.5	0.37	38.1	1.50	136.5	5.37	5.0	0.20	19.0	0.75	75.0	2.95

All dimensions are for chains in POM material.

	Width (W)		Recommended material & color	Recommended roller material & color	Recommended pin material	Weight	
	mm	in				kg/m	lb/ft
K750	190.5	7.50	POM-LF BR	POM-LF BR	SS304	2.6	1.75

Non standard material and color: See uni Material and Color Overview.

Non standard pin material: See uni Material and Color Overview.



NON STANDARD

STRAIGHT RUNNING

PITCH 38.1 MM/1.50 IN

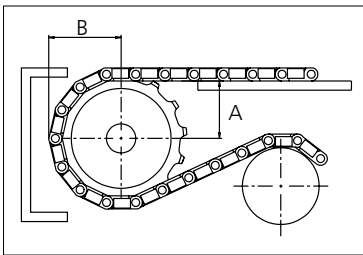


Sprocket

No. of teeth	Pitch diameter		Overall diameter		Min. ø bore		Max. ø bore		Hub diameter		Dimension A		Dimension B		Molded PA66 LG	Molded Cast Iron	Machined PA66
	mm	in	mm	in	mm	in	mm	in	mm	in	mm	in	mm	in			
Z10	129.2	5.09	130.0	5.11	18.0	0.71	70.0	2.76	0.0	0.00	67.8	2.67	71.0	2.80	x		

Non standard material and color:
See uni Material and Color Overview.

Molded sprocket



Please ensure that sufficient size shaft and keyway are chosen for corresponding load.

Other sprocket sizes are available upon request
Width of tooth: 13.8 mm/0.54 in
Width of sprocket: 135.0 mm/5.30 in
uni Retainer Rings: See uni Retainer Ring data sheet


uni 821 RO/1401



Conveyor Belts




Seamless Belts



Modular Belts



Timing Belts



Transmission Belts



Fabrication & service

Solid advice
For all your belting needs
Local stock & service
www.ammeraalbeltech.com

Ammeraal Beltech Modular A/S
Hjulmagervej 21
DK-7100 Vejle

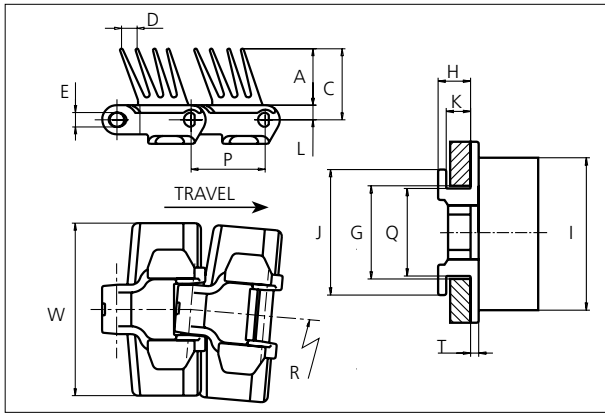
T +45 7572 3100
F +45 7572 3348
admin@unichains.com
www.unichains.com

This information is subject to alteration due to continuous development. Ammeraal Beltech will not be held liable for the incorrect use of the above stated information. This information replaces previous information. All activities performed and services rendered by Ammeraal Beltech are subject to general terms and conditions of sale and delivery, as applied by its operating companies.



Special Plastic Chain

Series **uni 879** Type **Tab R G4**



Special Plastic Chain
 Side flexing chain
 Pitch: 38.1 mm (1.50 in)
 Backflex radius: 200 mm (7.87 in)
 Permissible tensile strength:
 POM material: 2250 N (506 lbf)

 Delivery: 3.05 m (10 ft)
 No. of links/box: 80

STANDARD

A		C		D		E		G		H		I		J		K		L		P		Q		T	
mm	in	mm	in	mm	in	mm	in	mm	in	mm	in	mm	in	mm	in	mm	in	mm	in	mm	in	mm	in	mm	in
29.0	1.14	37.5	1.48	9.0	0.36	7.1	0.28	44.5	1.75	15.9	0.63	75.0	2.95	61.5	2.42	11.9	0.47	8.5	0.33	38.1	1.50	42.9	1.69	5.0	0.20

All dimensions are for chains in POM material.

	Width (W)		Recommended material & color	Pin material	Weight		Min. radius (R)	
	mm	in			kg/m	lb/ft	mm	in
K325	82.6	3.25	POM-LF BR 04 K	SS304	1.3	0.87	200	7.87

Non standard material and color. See uni Material and Color Overview.
 Non standard pin material: See uni Material and Color Overview.

SIDE FLEXING

PITCH 38.1 MM/1.50 IN



Sprocket

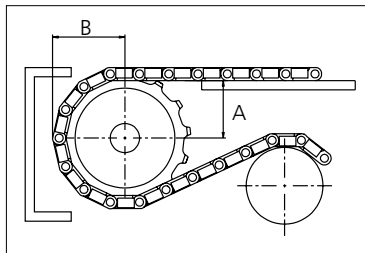
No. of teeth	Pitch diameter		Overall diameter		Min. ø bore		Max. ø bore		Hub diameter		Dimension A		Dimension B		Molded PA66 LG	Molded Cast Iron	Machined PA66
	mm	in	mm	in	mm	in	mm	in	mm	in	mm	in	mm	in			
Z9	111.4	4.39	109.7	4.32	20.0	0.80	40.0	1.60	70.0	2.76	55.9	2.20	63.2	2.49	x	x	
Z10	123.3	4.85	122.3	4.81	20.0	0.80	40.0	1.60	70.0	2.76	62.2	2.45	69.2	2.72	x	x	
Z11	135.2	5.32	134.8	5.31	20.0	0.80	40.0	1.60	70.0	2.76	68.4	2.69	75.1	2.96	x	x	
Z12	147.2	5.80	147.2	5.80	20.0	0.80	40.0	1.60	70.0	2.76	74.6	2.94	81.1	3.19	x	x	
Z15	183.3	7.22	184.3	7.26	20.0	0.80	40.0	1.60	70.0	2.76	93.2	3.67	99.2	3.91	x	x	

Two part sprocket

No. of teeth	Pitch diameter		Overall diameter		Min. ø bore		Max. ø bore		Hub diameter		Dimension A		Dimension B		Molded PA66 LG	Molded Cast Iron	Machined PA66
	mm	in	mm	in	mm	in	mm	in	mm	in	mm	in	mm	in			
Z9	111.4	4.39	109.7	4.32	20.0	0.80	40.0	1.60	70.0	2.76	55.9	2.20	63.2	2.49	x		
Z10	123.3	4.85	122.3	4.81	20.0	0.80	40.0	1.60	70.0	2.76	62.2	2.45	69.2	2.72	x		
Z11	135.2	5.32	134.8	5.31	20.0	0.80	40.0	1.60	70.0	2.76	68.4	2.69	75.1	2.96	x		
Z12	147.2	5.80	147.2	5.80	20.0	0.80	40.0	1.60	70.0	2.76	74.6	2.94	81.1	3.19	x		

Non standard material and color:
See uni Material and Color Overview.

Molded sprocket Cast iron sprocket Molded two part sprocket



Please ensure that sufficient size shaft and keyway are chosen for corresponding load.

Other sprocket sizes are available upon request
Width of tooth: 15.8 mm/0.62 in
Width of sprocket: 42.3 mm/1.67 in
uni Retainer Rings: See uni Retainer Ring data sheet
uni Idler: See uni Idler data sheet



Expert advice, quality solutions and local service for all your belting needs
www.ammeraalbeltech.com

Ammeraal Beltech Modular A/S
Hjulmagervej 21
DK-7100 Vejle

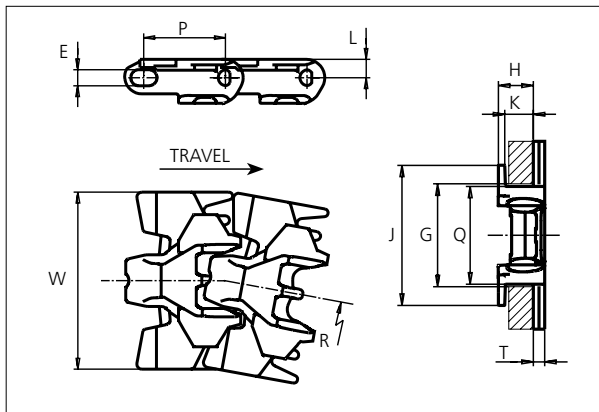

T +45 7572 3100
F +45 7572 3348
admin@unichains.com
www.unichains.com

This information is subject to alteration due to continuous development. Ammeraal Beltech will not be held liable for the incorrect use of the above stated information. This information replaces previous information. All activities performed and services rendered by Ammeraal Beltech are subject to general terms and conditions of sale and delivery, as applied by its operating companies.



Special Plastic Chain

Series **uni 879** Type **Tab Safety**



Special Plastic Chain
 Side flexing chain
 Pitch: 38.1 mm (1.50 in)
 Backflex radius: 75.0 mm (3.00 in)
 Permissible tensile strength:
 POM material: 2250 N (506 lbf)

 Delivery: 3.05 m (10 ft)
 No. of links/box: 80

E		G		H		J		K		L		P		Q		T	
mm	in	mm	in	mm	in	mm	in	mm	in	mm	in	mm	in	mm	in	mm	in
7.1	0.28	44.5	1.75	15.9	0.63	61.5	2.42	11.9	0.47	8.5	0.33	38.1	1.50	43.1	1.70	5.0	0.20

All dimensions are for chains in POM material.

	Width (W)		Material & color	Pin material	Weight		Min. radius (R)	
	mm	in			kg/m	lb/ft	mm	in
K325	82.6	3.25	POM-LFI BR	SS304	1.0	0.67	200	7.87
K450	114.3	4.50	-	-	-	-	-	-

Non standard material and color: See uni Material and Color Overview.
 Non standard pin material: See uni Material and Color Overview.

STANDARD

SIDE FLEXING

PITCH 38.1 MM/1.50 IN



Sprocket

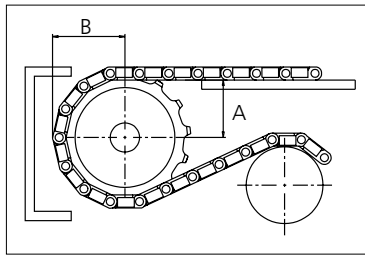
No. of teeth	Pitch diameter		Overall diameter		Min. ø bore		Max. ø bore		Hub diameter		Dimension A		Dimension B		Molded PA66 LG	Molded Cast Iron	Machined PA66
	mm	in	mm	in	mm	in	mm	in	mm	in	mm	in	mm	in			
Z9	111.4	4.39	109.7	4.32	20.0	0.80	40.0	1.60	70.0	2.76	55.9	2.20	63.2	2.49	x	x	
Z10	123.3	4.85	122.3	4.81	20.0	0.80	40.0	1.60	70.0	2.76	62.2	2.45	69.2	2.72	x	x	
Z11	135.2	5.32	134.8	5.31	20.0	0.80	40.0	1.60	70.0	2.76	68.4	2.69	75.1	2.96	x	x	
Z12	147.2	5.80	147.2	5.80	20.0	0.80	40.0	1.60	70.0	2.76	74.6	2.94	81.1	3.19	x	x	
Z15	183.3	7.22	184.3	7.26	20.0	0.80	40.0	1.60	70.0	2.76	93.2	3.67	99.2	3.91	x	x	

Two part sprocket

No. of teeth	Pitch diameter		Overall diameter		Min. ø bore		Max. ø bore		Hub diameter		Dimension A		Dimension B		Molded PA66 LG	Molded Cast Iron	Machined PA66
	mm	in	mm	in	mm	in	mm	in	mm	in	mm	in	mm	in			
Z9	111.4	4.39	109.7	4.32	20.0	0.80	40.0	1.60	70.0	2.76	55.9	2.20	63.2	2.49	x		
Z10	123.3	4.85	122.3	4.81	20.0	0.80	40.0	1.60	70.0	2.76	62.2	2.45	69.2	2.72	x		
Z11	135.2	5.32	134.8	5.31	20.0	0.80	40.0	1.60	70.0	2.76	68.4	2.69	75.1	2.96	x		
Z12	147.2	5.80	147.2	5.80	20.0	0.80	40.0	1.60	70.0	2.76	74.6	2.94	81.1	3.19	x		

Non standard material and color:
See uni Material and Color Overview.

Molded sprocket Cast iron sprocket Molded two part sprocket



Please ensure that sufficient size shaft and keyway are chosen for corresponding load.

Other sprocket sizes are available upon request
Width of tooth: 15.8 mm/0.62 in
Width of sprocket: 42.3 mm/1.67 in
uni Retainer Rings: See uni Retainer Ring data sheet
uni Idler: See uni Idler data sheet

uni 879 Tab Safety/1304



Solid advice
For all your belting needs
Local stock & service
www.ammeraalbeltech.com

Ammeraal Beltech Modular A/S
Hjulmagervej 21
DK-7100 Vejle

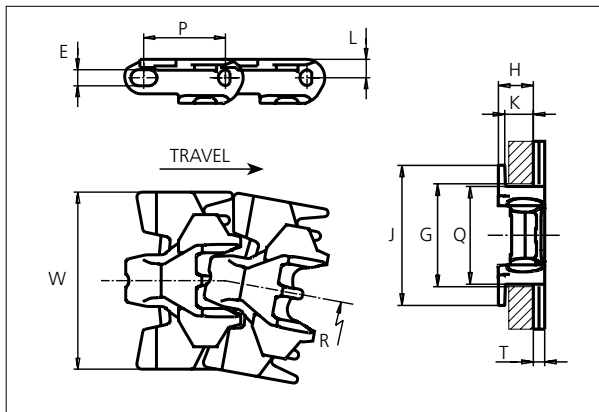
T +45 7572 3100
F +45 7572 3348
admin@unichains.com
www.unichains.com

This information is subject to alteration due to continuous development. Ammeraal Beltech will not be held liable for the incorrect use of the above stated information. This information replaces previous information. All activities performed and services rendered by Ammeraal Beltech are subject to general terms and conditions of sale and delivery, as applied by its operating companies.



Special Plastic Chain

Series **uni 879** Type **Tab Safety Finger**



Special Plastic Chain
 Side flexing chain
 Pitch: 38.1 mm (1.50 in)
 Backflex radius: 90 mm (3.50 in)
 Permissible tensile strength:
 POM material: 2250 N (506 lbf)

 Delivery: 3.05 m (10 ft)
 No. of links/box: 80

E		G		H		J		K		L		P		Q		T	
mm	in	mm	in	mm	in	mm	in	mm	in	mm	in	mm	in	mm	in	mm	in
7.1	0.28	44.5	1.75	15.9	0.63	61.5	2.42	11.9	0.47	8.5	0.33	38.1	1.50	43.1	1.70	5.0	0.20

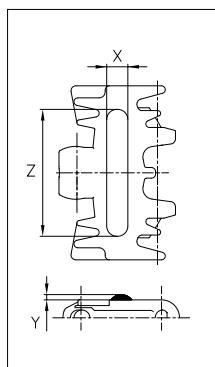
All dimensions are for chains in POM material.

	Width (W)		Material & color	Pin material	Weight		Min. radius (R)	
	mm	in			kg/m	lb/ft	mm	in
K325	82.6	3.25	POM-DI W	SS304	1.0	0.67	200	7.87

Non standard material and color: See uni Material and Color Overview.
 Non standard pin material: See uni Material and Color Overview.

Accessories

Rubber Top/NON STANDARD



When ordering, please state the required distance between the Rubber Top.

Other Non Standard rubber profiles:
 See uni Rubber Profile Overview.

Width	Link material	Rubber material	Z		X		Y	
			mm	in	mm	in	mm	in
K325	POM-DI W	05 I	60	2.36	10	0.39	2.5	0.10

STANDARD

SIDE FLEXING

PITCH 38.1 MM/1.50 IN

Sprocket

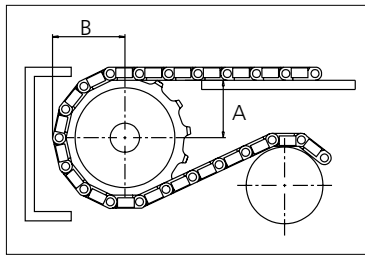
No. of teeth	Pitch diameter		Overall diameter		Min. ø bore		Max. ø bore		Hub diameter		Dimension A		Dimension B		Molded PA66 LG	Molded Cast Iron	Machined PA66
	mm	in	mm	in	mm	in	mm	in	mm	in	mm	in	mm	in			
Z9	111.4	4.39	109.7	4.32	20.0	0.80	40.0	1.60	70.0	2.76	55.9	2.20	63.2	2.49	x	x	
Z10	123.3	4.85	122.3	4.81	20.0	0.80	40.0	1.60	70.0	2.76	62.2	2.45	69.2	2.72	x	x	
Z11	135.2	5.32	134.8	5.31	20.0	0.80	40.0	1.60	70.0	2.76	68.4	2.69	75.1	2.96	x	x	
Z12	147.2	5.80	147.2	5.80	20.0	0.80	40.0	1.60	70.0	2.76	74.6	2.94	81.1	3.19	x	x	
Z15	183.3	7.22	184.3	7.26	20.0	0.80	40.0	1.60	70.0	2.76	93.2	3.67	99.2	3.91	x	x	

Two part sprocket

No. of teeth	Pitch diameter		Overall diameter		Min. ø bore		Max. ø bore		Hub diameter		Dimension A		Dimension B		Molded PA66 LG	Molded Cast Iron	Machined PA66
	mm	in	mm	in	mm	in	mm	in	mm	in	mm	in	mm	in			
Z9	111.4	4.39	109.7	4.32	20.0	0.80	40.0	1.60	70.0	2.76	55.9	2.20	63.2	2.49	x		
Z10	123.3	4.85	122.3	4.81	20.0	0.80	40.0	1.60	70.0	2.76	62.2	2.45	69.2	2.72	x		
Z11	135.2	5.32	134.8	5.31	20.0	0.80	40.0	1.60	70.0	2.76	68.4	2.69	75.1	2.96	x		
Z12	147.2	5.80	147.2	5.80	20.0	0.80	40.0	1.60	70.0	2.76	74.6	2.94	81.1	3.19	x		

Non standard material and color:
See uni Material and Color Overview.

Molded sprocket Cast iron sprocket Molded two part sprocket



Please ensure that sufficient size shaft and keyway are chosen for corresponding load.

Other sprocket sizes are available upon request
Width of tooth: 15.8 mm/0.62 in
Width of sprocket: 42.3 mm/1.67 in
uni Retainer Rings: See uni Retainer Ring data sheet
uni Idler: See uni Idler data sheet



Expert advice, quality solutions and local service for all your belting needs
www.ammeraalbeltech.com

Ammeraal Beltech Modular A/S
Hjulgagervej 21
DK-7100 Vejle

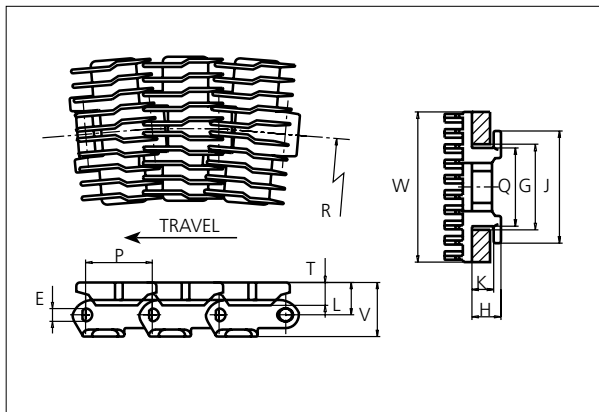

T +45 7572 3100
F +45 7572 3348
admin@unichains.com
www.unichains.com

This information is subject to alteration due to continuous development. Ammeraal Beltech will not be held liable for the incorrect use of the above stated information. This information replaces previous information. All activities performed and services rendered by Ammeraal Beltech are subject to general terms and conditions of sale and delivery, as applied by its operating companies.



Special Plastic Chain

Series **uni 880** Type **Rib Flex**



Special Plastic Chain
 Side flexing chain
 Pitch: 38.1 mm (1.50 in)
 Backflex radius: 90.0 mm (3.5 in)
 Permissible tensile strength:
 POM material: 1800 N (405 lbf)

 Delivery: 3.05 m (10 ft)
 No. of links/box: 80

E		G		H		J		K		L		P		Q		T		V	
mm	in	mm	in	mm	in	mm	in	mm	in	mm	in	mm	in	mm	in	mm	in	mm	in
7.2	0.28	44.5	1.75	15.9	0.63	61.5	2.42	11.9	0.47	18.5	0.73	38.1	1.50	42.9	1.69	14.9	0.59	30.7	1.21

All dimensions are for chains in POM material.

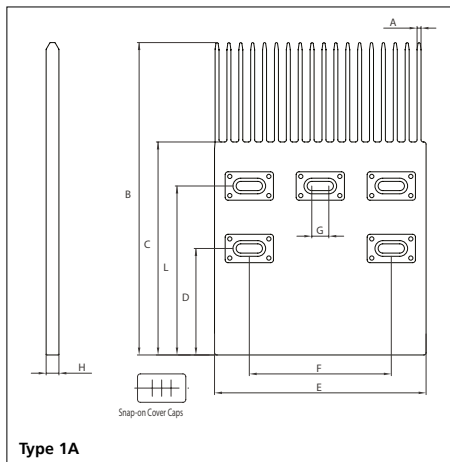
	Width (W)		Recommended material & color	Recommended pin material	Weight		Min. radius (R)	
	mm	in			kg/m	lb/ft	mm	in
K250	63.5	2.50	POM-LF BR	SS304	1.2	0.81	457	17.99
K325	82.6	3.25	POM-LF BR	SS304	1.3	0.87	457	17.99
K450	114.3	4.50	POM-LF BR	SS304	1.5	1.01	457	17.99

Non standard material and color: See uni Material and Color Overview.
 Non standard pin material: See uni Material and Color Overview.

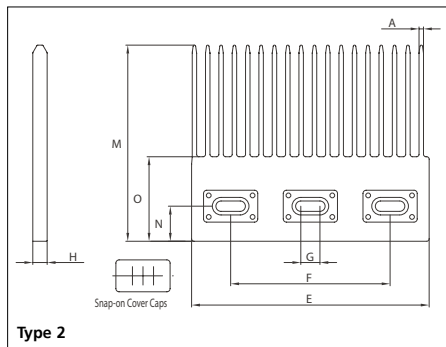
Accessories

Finger plates

Single Sided

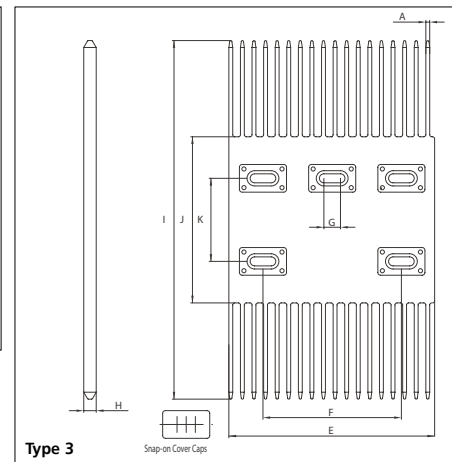


Single Sided



Material for finger plates: POM-LF **BR**
 Non standard material and color:
 See uni Material and Color Overview.

Double Sided



For the ribbed versions of uni special chains finger plates are available to facilitate product transfer between two conveyors. The finger plates are supplied with cover caps to close the screw holes. The cover caps can easily be removed with a screw driver.



A		B		C		D		E		F		G		H	
mm	in	mm	in	mm	in	mm	in	mm	in	mm	in	mm	in	mm	in
2.8	0.11	220.0	8.66	150.0	5.91	75.0	2.95	149.0	5.87	100.0	3.94	12.0	0.47	9.0	0.35
I		J		K		L		M		N		O		-	
mm	in	mm	in	mm	in	mm	in	mm	in	mm	in	mm	in	mm	in
259.0	10.20	120.0	4.72	60.0	2.36	119.0	4.69	123.0	4.84	22.0	0.87	53.0	2.09	-	-

NON STANDARD
SIDE FLEXING
PITCH 38.1 MM/1.50 IN

Sprocket

No. of teeth	Pitch diameter		Overall diameter		Min. ø bore		Max. ø bore		Hub diameter		Dimension A		Dimension B		Molded PA66 LG	Molded Cast Iron	Machined PA66
	mm	in	mm	in	mm	in	mm	in	mm	in	mm	in	mm	in			
Z9	111.4	4.39	109.7	4.32	20.0	0.80	40.0	1.60	70.0	2.76	55.9	2.20	63.2	2.49	x	x	
Z10	123.3	4.85	122.3	4.81	20.0	0.80	40.0	1.60	70.0	2.76	62.2	2.45	69.2	2.72	x	x	
Z11	135.2	5.32	134.8	5.31	20.0	0.80	40.0	1.60	70.0	2.76	68.4	2.69	75.1	2.96	x	x	
Z12	147.2	5.80	147.2	5.80	20.0	0.80	40.0	1.60	70.0	2.76	74.6	2.94	81.1	3.19	x	x	
Z15	183.3	7.22	184.3	7.26	20.0	0.80	40.0	1.60	70.0	2.76	93.2	3.67	99.2	3.91	x	x	

Two part sprocket

No. of teeth	Pitch diameter		Overall diameter		Min. ø bore		Max. ø bore		Hub diameter		Dimension A		Dimension B		Molded PA66 LG	Molded Cast Iron	Machined PA66
	mm	in	mm	in	mm	in	mm	in	mm	in	mm	in	mm	in			
Z9	111.4	4.39	109.7	4.32	20.0	0.80	40.0	1.60	70.0	2.76	55.9	2.20	63.2	2.49	x		
Z10	123.3	4.85	122.3	4.81	20.0	0.80	40.0	1.60	70.0	2.76	62.2	2.45	69.2	2.72	x		
Z11	135.2	5.32	134.8	5.31	20.0	0.80	40.0	1.60	70.0	2.76	68.4	2.69	75.1	2.96	x		
Z12	147.2	5.80	147.2	5.80	20.0	0.80	40.0	1.60	70.0	2.76	74.6	2.94	81.1	3.19	x		

Non standard material and color:
See uni Material and Color Overview.

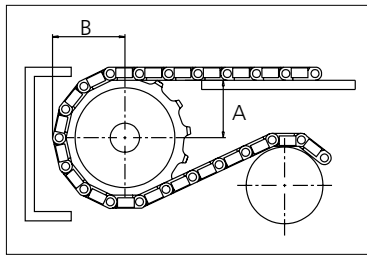
Molded sprocket



Cast iron sprocket



Molded two part sprocket



Please ensure that sufficient size shaft and keyway are chosen for corresponding load.

Other sprocket sizes are available upon request

Width of tooth: 15.8 mm/0.62 in

Width of sprocket: 42.3 mm/1.67 in

uni Retainer Rings: See uni Retainer Ring data sheet

uni Idler: See uni Idler data sheet


uni 880 Rib Flex/1401



Conveyor Belts




Seamless Belts



Modular Belts



Timing Belts



Transmission Belts



Fabrication & service

Solid advice
For all your belting needs
Local stock & service
www.ammeraalbeltech.com

Ammeraal Beltech Modular A/S
Hjulmagervej 21
DK-7100 Vejle

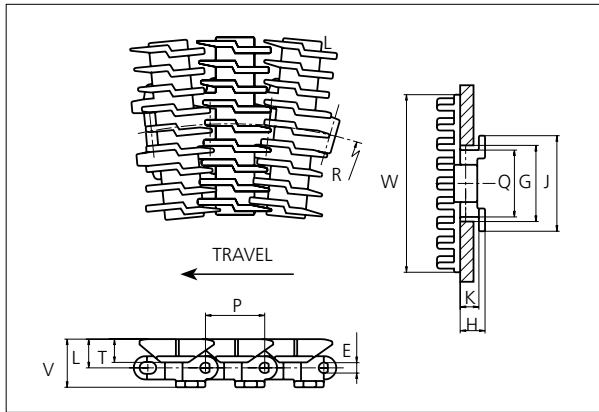
T +45 7572 3100
F +45 7572 3348
admin@unichains.com
www.unichains.com

This information is subject to alteration due to continuous development. Ammeraal Beltech will not be held liable for the incorrect use of the above stated information. This information replaces previous information. All activities performed and services rendered by Ammeraal Beltech are subject to general terms and conditions of sale and delivery, as applied by its operating companies.



Special Plastic Chain

Series **uni 880** Type **Rib**



Special Plastic Chain
 Side flexing chain
 Pitch: 38.1 mm (1.50 in)
 Backflex radius: 35.0 mm (1.4 in)
 Permissible tensile strength:
 POM material: 1800 N (405 lbf)

 Delivery: 3.05 m (10 ft)
 No. of links/box: 80

NON STANDARD

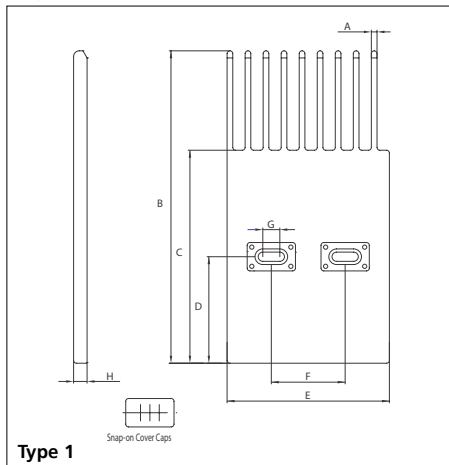
E		G		H		J		K		L		P		Q		T		V	
mm	in	mm	in	mm	in	mm	in	mm	in	mm	in	mm	in	mm	in	mm	in	mm	in
7.1	0.28	44.5	1.75	16.0	0.63	61.5	2.42	11.9	0.47	18.5	0.73	38.1	1.50	42.9	1.69	15.0	0.59	31.1	1.22

All dimensions are for chains in POM material.

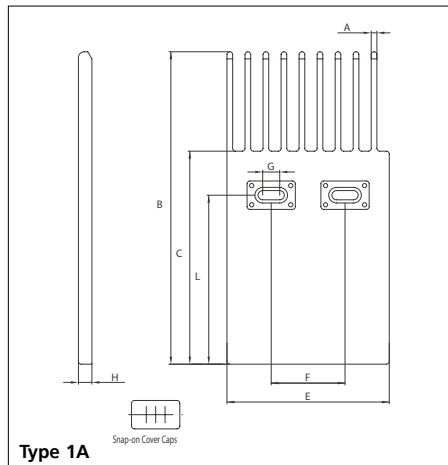
Accessories

Finger plates

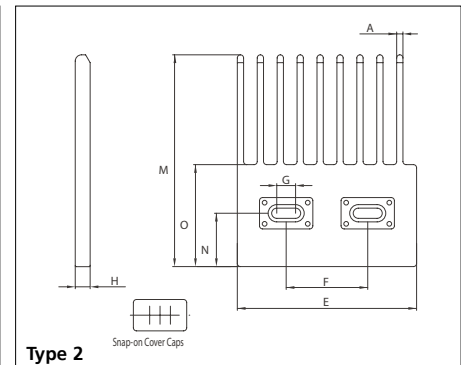
Single Sided



Single Sided



Single Sided



Material for finger plates: POM-LF BR

Non standard material and color:
 See uni Material and Color Overview.

For the ribbed versions of uni special chains finger plates are available to facilitate product transfer between two conveyors. The finger plates are supplied with cover caps to close the screw holes. The cover caps can easily be removed with a screw driver.

A		B		C		D		E		F	
mm	in	mm	in	mm	in	mm	in	mm	in	mm	in
4.0	0.16	220.0	8.66	150.0	5.91	75.0	2.95	114.3	4.50	52.0	2.05
G		H		L		M		N		O	
mm	in	mm	in	mm	in	mm	in	mm	in	mm	in
12.0	0.47	9.5	0.37	119.0	4.69	135.0	5.31	34.0	1.34	65.0	2.56

SIDE FLEXING

PITCH 38.1 MM/1.50 IN



Sprocket

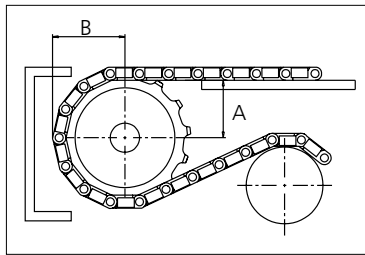
No. of teeth	Pitch diameter		Overall diameter		Min. ø bore		Max. ø bore		Hub diameter		Dimension A		Dimension B		Molded PA66 LG	Molded Cast Iron	Machined PA66
	mm	in	mm	in	mm	in	mm	in	mm	in	mm	in	mm	in			
Z9	111.4	4.39	109.7	4.32	20.0	0.80	40.0	1.60	70.0	2.76	55.9	2.20	63.2	2.49	x	x	
Z10	123.3	4.85	122.3	4.81	20.0	0.80	40.0	1.60	70.0	2.76	62.2	2.45	69.2	2.72	x	x	
Z11	135.2	5.32	134.8	5.31	20.0	0.80	40.0	1.60	70.0	2.76	68.4	2.69	75.1	2.96	x	x	
Z12	147.2	5.80	147.2	5.80	20.0	0.80	40.0	1.60	70.0	2.76	74.6	2.94	81.1	3.19	x	x	
Z15	183.3	7.22	184.3	7.26	20.0	0.80	40.0	1.60	70.0	2.76	93.2	3.67	99.2	3.91	x	x	

Two part sprocket

No. of teeth	Pitch diameter		Overall diameter		Min. ø bore		Max. ø bore		Hub diameter		Dimension A		Dimension B		Molded PA66 LG	Molded Cast Iron	Machined PA66
	mm	in	mm	in	mm	in	mm	in	mm	in	mm	in	mm	in			
Z9	111.4	4.39	109.7	4.32	20.0	0.80	40.0	1.60	70.0	2.76	55.9	2.20	63.2	2.49	x		
Z10	123.3	4.85	122.3	4.81	20.0	0.80	40.0	1.60	70.0	2.76	62.2	2.45	69.2	2.72	x		
Z11	135.2	5.32	134.8	5.31	20.0	0.80	40.0	1.60	70.0	2.76	68.4	2.69	75.1	2.96	x		
Z12	147.2	5.80	147.2	5.80	20.0	0.80	40.0	1.60	70.0	2.76	74.6	2.94	81.1	3.19	x		

Non standard material and color:
See uni Material and Color Overview.

Molded sprocket Cast iron sprocket Molded two part sprocket



Please ensure that sufficient size shaft and keyway are chosen for corresponding load.

Other sprocket sizes are available upon request

Width of tooth: 15.8 mm/0.62 in

Width of sprocket: 42.3 mm/1.67 in

uni Retainer Rings: See uni Retainer Ring data sheet

uni Idler: See uni Idler data sheet

uni 880 Rib/1401



Solid advice
For all your belting needs
Local stock & service
www.ammeraalbeltech.com

Ammeraal Beltech Modular A/S
Hjulmagervej 21
DK-7100 Vejle

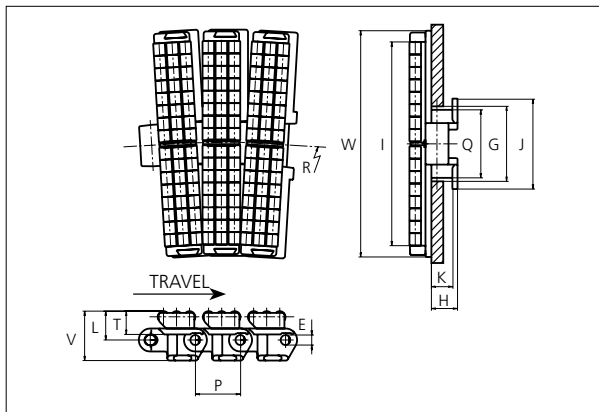
T +45 7572 3100
F +45 7572 3348
admin@unichains.com
www.unichains.com

This information is subject to alteration due to continuous development. Ammeraal Beltech will not be held liable for the incorrect use of the above stated information. This information replaces previous information. All activities performed and services rendered by Ammeraal Beltech are subject to general terms and conditions of sale and delivery, as applied by its operating companies.



Special Plastic Chains

Series **uni 882** Type **Tab PRR**



Special Plastic Chains

Side flexing chain
 Pitch: 38.1 mm (1.50 in)
 Backflex radius: 101.0 mm (4.0 in)
 Permissible tensile strength:
 POM material: 4000 N (899 lbf)
 Delivery: 3.048 m (10 ft)
 No. of links/box: 80
 Axle materials for ø5.0 mm (0.20 in) accumulation rollers: See uni Material and Color Overview.

STANDARD

E		G		H		I (K325)		I (K400)		I (K750)		J		K		L		P		Q		T		V			
mm	in	mm	in	mm	in	mm	in	mm	in	mm	in	mm	in	mm	in	mm	in	mm	in	mm	in	mm	in	mm	in	mm	in
8.7	0.34	59.5	2.34	22.2	0.87	79.3	3.12	98.3	3.87	174.5	6.87	62.2	3.00	17.5	0.69	23.5	0.93	38.1	1.50	57.2	2.25	19.0	0.75	41.2	1.62		

All dimensions are for chains in POM material.

	Width (W)		Base material & color	Roller material & color	Pin material	Weight		Min. radius (R)	
	mm	in				kg/m	lb/ft	mm	in
K375	95.3	3.75	POM-LF BR	POM-LF BR	SS304	3.4	2.28	610	24.02
K450	114.3	4.50	POM-LF BR	POM-LF BR	SS304	3.9	2.62	610	24.02
K750	190.5	7.50	POM-LF BR	POM-LF BR	SS304	5.6	3.76	610	24.02

Non standard material and color: See uni Material and Color Overview.
 Non standart pin material: See uni Material and Color Overview.

SIDE FLEXING

PITCH 38.1 MM/1.50 IN



Sprocket

No of teeth	Pitch diameter		Overall-diameter		Min. ø bore		Max. ø bore		Hub-diameter		A-dimension		B-dimension		Molded PA66 LG	Molded Cast Iron	Machined PA66
	mm	in	mm	in	mm	in	mm	in	mm	in	mm	in	mm	in			
Z9	111.4	4.39	112.7	4.44	20.0	0.79	45.0	1.77	60.0	2.36	57.1	2.25	65.4	2.57	x	x	
Z10	123.3	4.85	125.0	4.92	20.0	0.79	45.0	1.77	65.0	2.56	63.4	2.50	71.3	2.81	x	x	
Z11	135.2	5.32	137.4	5.41	20.0	0.79	50.0	1.97	73.5	2.89	69.6	2.74	77.3	3.04	x	x	
Z12	147.2	5.80	150.6	5.93	20.0	0.79	50.0	1.97	73.5	2.89	75.8	2.98	83.3	3.28	x	x	
Z15	183.3	7.22	186.9	7.36	20.0	0.79	50.0	1.97	120.0	4.72	94.3	3.71	101.3	3.99		x	x

Two part sprocket

No of teeth	Pitch diameter		Overall-diameter		Min. ø bore		Max. ø bore		Hub-diameter		A-dimension		B-dimension		Molded PA66 LG	Molded Cast Iron	Machined PA66
	mm	in	mm	in	mm	in	mm	in	mm	in	mm	in	mm	in			
Z9	111.4	4.39	112.7	4.31	20.0	0.79	45.0	1.77	60.0	2.36	57.1	2.25	65.4	2.57	x		
Z10	123.3	4.85	125.0	4.81	20.0	0.79	45.0	1.77	65.0	2.56	63.4	2.50	71.3	2.81	x		
Z11	135.2	5.32	137.4	5.30	20.0	0.79	50.0	1.97	73.5	2.89	69.6	2.74	77.3	3.04	x		
Z12	147.2	5.80	150.6	5.79	20.0	0.79	50.0	1.97	73.5	2.89	75.8	2.98	83.3	3.28	x		

Non standard material and color:
See uni Material and Color Overview.

Molded sprocket



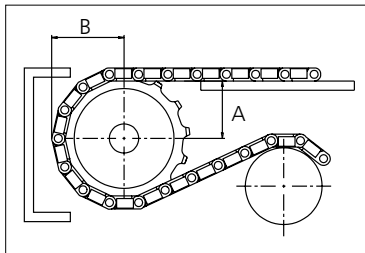
Cast iron sprocket



Machined sprocket



Molded two part sprocket



Please ensure that sufficient size shaft and keyway are chosen for corresponding load.

Other sprocket sizes are available upon request
Width of tooth: 22.20 mm/0.87 in
Width of sprocket: 42.3 mm/1.70 in
uni Retainer Rings: See uni Retainer Ring data sheet

uni 882 Tab PRR/1 304



Solid advice
For all your belting needs
Local stock & service
www.ammeraalbeltech.com

Ammeraal Beltech Modular A/S
Hjulmagervej 21
DK-7100 Vejle

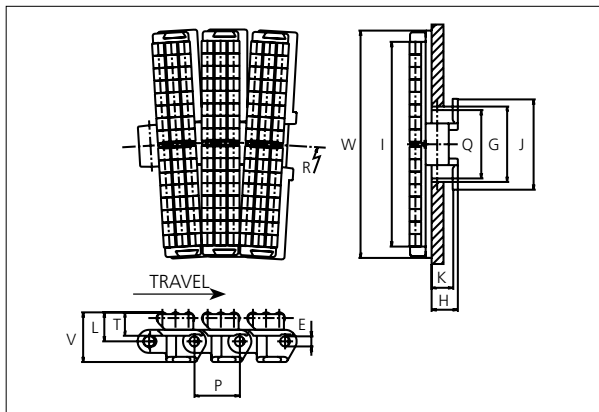
T +45 7572 3100
F +45 7572 3348
admin@unichains.com
www.unichains.com

This information is subject to alteration due to continuous development. Ammeraal Beltech will not be held liable for the incorrect use of the above stated information. This information replaces previous information. All activities performed and services rendered by Ammeraal Beltech are subject to general terms and conditions of sale and delivery, as applied by its operating companies.



Special Plastic Chain

Series **uni 882** Type **Tab PRR4**



Special Plastic Chain
 Side flexing chain
 Pitch: 38.1 mm (1.50 in)
 Backflex radius: 101.0 mm (4.0 in)
 Permissible tensile strength:
 POM material: 4000 N (899 lbf)

 Delivery: 3.048 m (10 ft)
 No. of links/box: 80

 Axle materials for $\varnothing 4.0$ mm (0.16 in)
 accumulation rollers: See
 uni Material and Color Overview.

NON STANDARD

E		G		H		I (K325)		I (K400)		I (K750)		J		K		L		P		Q		T		V	
mm	in	mm	in	mm	in	mm	in	mm	in	mm	in	mm	in	mm	in	mm	in	mm	in	mm	in	mm	in	mm	in
8.7	0.34	59.5	2.34	22.2	0.87	79.3	3.12	98.3	3.87	174.5	6.87	76.2	3.00	17.5	0.69	23.5	0.93	38.1	1.50	57.2	2.25	19.0	0.75	41.2	1.62

All dimensions are for chains in POM material.

	Width (W)		Recommended base material & color	Recommended roller material & color	Recommended pin material	Weight		Min. radius (R)	
	mm	in				kg/m	lb/ft	mm	in
K375	95.3	3.75	POM-LF BR	POM-D K	SS304	3.4	2.30	610	24.02
K450	114.3	4.50	POM-LF BR	POM-D K	SS304	3.9	2.55	610	24.02
K750	190.5	7.50	POM-LF BR	POM-D K	SS304	5.7	3.83	610	24.02

Non standard material and color: See uni Material and Color Overview.
 Non standart pin material: See uni Material and Color Overview.

SIDE FLEXING

PITCH 38.1 MM/1.50 IN



Sprocket

No of teeth	Pitch diameter		Overall-diameter		Min. ø bore		Max. ø bore		Hub-diameter		A-dimension		B-dimension		Molded PA66 LG	Molded Cast Iron	Machined PA66
	mm	in	mm	in	mm	in	mm	in	mm	in	mm	in	mm	in			
Z9	111.4	4.39	112.7	4.44	20.0	0.79	45.0	1.77	60.0	2.36	57.1	2.25	65.4	2.57	x	x	
Z10	123.3	4.85	125.0	4.92	20.0	0.79	45.0	1.77	65.0	2.56	63.4	2.50	71.3	2.81	x	x	
Z11	135.2	5.32	137.4	5.41	20.0	0.79	50.0	1.97	73.5	2.89	69.6	2.74	77.3	3.04	x	x	
Z12	147.2	5.80	150.6	5.93	20.0	0.79	50.0	1.97	73.5	2.89	75.8	2.98	83.3	3.28	x	x	
Z15	183.3	7.22	186.9	7.36	20.0	0.79	50.0	1.97	120.0	4.72	94.3	3.71	101.3	3.99		x	x

Two part sprocket

No of teeth	Pitch diameter		Overall-diameter		Min. ø bore		Max. ø bore		Hub-diameter		A-dimension		B-dimension		Molded PA66 LG	Molded Cast Iron	Machined PA66
	mm	in	mm	in	mm	in	mm	in	mm	in	mm	in	mm	in			
Z9	111.4	4.39	112.7	4.31	20.0	0.79	45.0	1.77	60.0	2.36	57.1	2.25	65.4	2.57	x		
Z10	123.3	4.85	125.0	4.81	20.0	0.79	45.0	1.77	65.0	2.56	63.4	2.50	71.3	2.81	x		
Z11	135.2	5.32	137.4	5.30	20.0	0.79	50.0	1.97	73.5	2.89	69.6	2.74	77.3	3.04	x		
Z12	147.2	5.80	150.6	5.79	20.0	0.79	50.0	1.97	73.5	2.89	75.8	2.98	83.3	3.28	x		

Molded sprocket



Cast iron sprocket



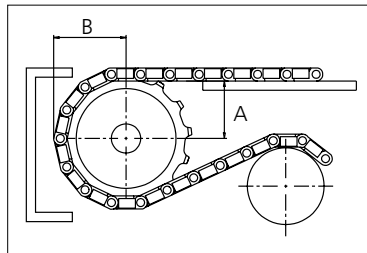
Machined sprocket



Molded two part sprocket



Non standard material and color:
See uni Material and Color Overview.



Please ensure that sufficient size shaft and keyway are chosen for corresponding load.

Other sprocket sizes are available upon request

Width of tooth: 22.20 mm/0.87 in

Width of sprocket: 42.3 mm/1.70 in

uni Retainer Rings: See uni Retainer Ring data sheet

uni 882 Tab PRR4/1304



Conveyor



Seamless



Modular



Timing



Transmission



Fabrication & service

Solid advice
For all your belting needs
Local stock & service
www.ammeraalbeltech.com

Ammeraal Beltech Modular A/S
Hjulmagervej 21
DK-7100 Vejle

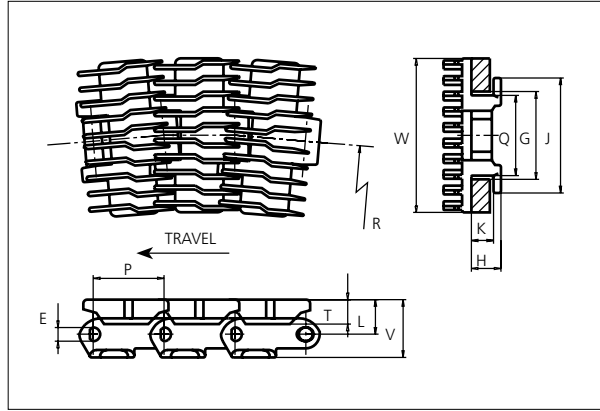
T +45 7572 3100
F +45 7572 3348
admin@unichains.com
www.unichains.com

This information is subject to alteration due to continuous development. Ammeraal Beltech will not be held liable for the incorrect use of the above stated information. This information replaces previous information. All activities performed and services rendered by Ammeraal Beltech are subject to general terms and conditions of sale and delivery, as applied by its operating companies.



Special Plastic Chain

Series **uni 882** Type **Rib Flex**



Special Chains
 Side flexing chain
 Pitch: 38.1 mm (1.50 in)
 Backflex radius: 75.0 mm (3.00 in)
 Permissible tensile strength:
 POM material: 4000 N (899 lbf)

 Delivery: 3.048 m (10 ft)
 No. of links/box: 80

NON STANDARD

E		G		H		J		K		L		P		Q		T		V	
mm	in	mm	in	mm	in	mm	in	mm	in	mm	in	mm	in	mm	in	mm	in	mm	in
8.7	0.34	59.5	2.34	22.2	0.87	76.20	3.00	17.5	0.69	19.7	0.78	38.1	1.50	57.2	2.25	15.0	0.59	37.0	1.46

All dimensions are for chains in POM material.

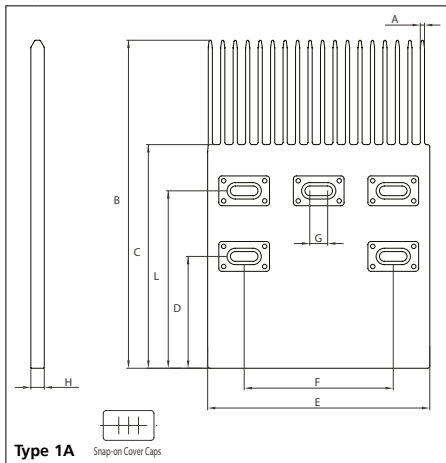
K600	Width (W)		Recommended material & color	Recommended pin material	Weight		min. radius R	
	mm	in			kg/m	lb/ft	mm	in
	147.4	5.80	POM-LF BR	SS304	2.4	1.61	610.0	24.02

Non standard material and color: See uni Material and Color Overview.
 Non standard pin material: See uni Material and Color Overview.

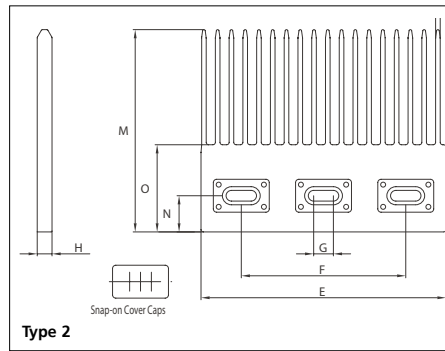
SIDE FLEXING

Accessories

Finger plates Single Sided



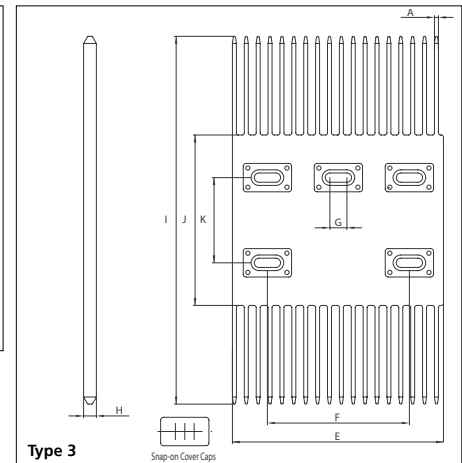
Single Sided



Material for finger plates: POM-LF **BR**

Non standard material and color:
 See uni Material and Color Overview.

Double Sided



For the ribbed versions of uni special chains finger plates are available to facilitate product transfer between two conveyors.

The finger plates are supplied with cover caps to close the screw holes. The cover caps can easily be removed with a screw driver.

A		B		C		D		E		F		G		H	
mm	in	mm	in	mm	in	mm	in	mm	in	mm	in	mm	in	mm	in
2.8	0.11	220.0	8.66	150.0	5.91	75.0	2.95	149.0	5.87	100.0	3.94	12.0	0.47	9.0	0.35

I		J		K		L		M		N		O		-	
mm	in	mm	in	mm	in	mm	in	mm	in	mm	in	mm	in	mm	in
259.0	10.20	120.0	4.72	60.0	2.36	119.0	4.69	123.0	4.84	22.0	0.87	53.0	2.09	-	-

PITCH 38.1 MM/1.50 IN



Sprocket

No of teeth	Pitch diameter		Overall-diameter		Min. ø bore		Max. ø bore		Hub-diameter		A-dimension		B-dimension		Molded PA66 LG	Molded Cast Iron	Machined PA66
	mm	in	mm	in	mm	in	mm	in	mm	in	mm	in	mm	in			
Z9	111.4	4.39	112.7	4.44	20.0	0.79	45.0	1.77	60.0	2.36	57.1	2.25	65.4	2.57	x	x	
Z10	123.3	4.85	125.0	4.92	20.0	0.79	45.0	1.77	65.0	2.56	63.4	2.50	71.3	2.81	x	x	
Z11	135.2	5.32	137.4	5.41	20.0	0.79	50.0	1.97	73.5	2.89	69.6	2.74	77.3	3.04	x	x	
Z12	147.2	5.80	150.6	5.93	20.0	0.79	50.0	1.97	73.5	2.89	75.8	2.98	83.3	3.28	x	x	
Z15	183.3	7.22	186.9	7.36	20.0	0.79	50.0	1.97	120.0	4.72	94.3	3.71	101.3	3.99		x	x

Two part sprocket

No of teeth	Pitch diameter		Overall-diameter		Min. ø bore		Max. ø bore		Hub-diameter		A-dimension		B-dimension		Molded PA66 LG	Molded Cast Iron	Machined PA66
	mm	in	mm	in	mm	in	mm	in	mm	in	mm	in	mm	in			
Z9	111.4	4.39	112.7	4.31	20.0	0.79	45.0	1.77	60.0	2.36	57.1	2.25	65.4	2.57	x		
Z10	123.3	4.85	125.0	4.81	20.0	0.79	45.0	1.77	65.0	2.56	63.4	2.50	71.3	2.81	x		
Z11	135.2	5.32	137.4	5.30	20.0	0.79	50.0	1.97	73.5	2.89	69.6	2.74	77.3	3.04	x		
Z12	147.2	5.80	150.6	5.79	20.0	0.79	50.0	1.97	73.5	2.89	75.8	2.98	83.3	3.28	x		

Molded sprocket



Cast iron sprocket



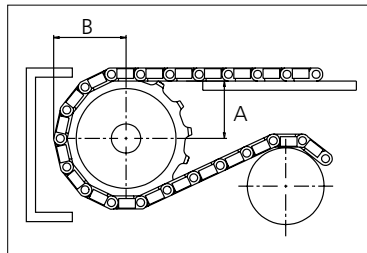
Machined sprocket



Molded two part sprocket



Non standard material and color:
See uni Material and Color Overview.



Please ensure that sufficient size shaft and keyway are chosen for corresponding load.

Other sprocket sizes are available upon request
Width of tooth: 22.20 mm/0.87 in
Width of sprocket: 42.3 mm/1.70 in
uni Retainer Rings: See uni Retainer Ring data sheet

uni 882 Rib Flex/1304



Solid advice
For all your belting needs
Local stock & service
www.ammeraalbeltech.com

Ammeraal Beltech Modular A/S
Hjulmagervej 21
DK-7100 Vejle

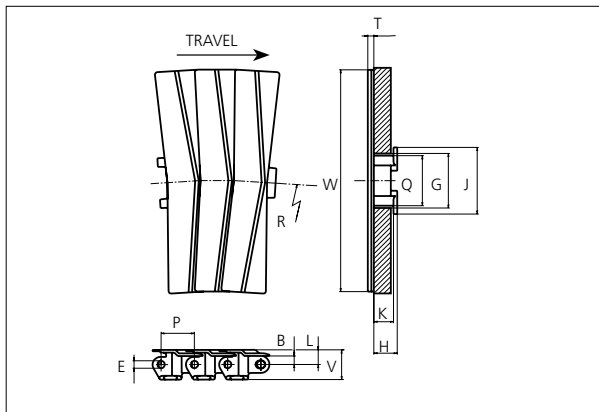
T +45 7572 3100
F +45 7572 3348
admin@unichains.com
www.unichains.com

This information is subject to alteration due to continuous development. Ammeraal Beltech will not be held liable for the incorrect use of the above stated information. This information replaces previous information. All activities performed and services rendered by Ammeraal Beltech are subject to general terms and conditions of sale and delivery, as applied by its operating companies.



Special Plastic Chain

Series **uni 882** Type **Tab SC**



Special Plastic Chain
 Side flexing chain
 Pitch: 38.1 mm (1.50 in)
 Backflex radius: 125.0 mm (4.90 in)
 Permissible tensile strength:
 POM material: 4000 N (899 lbf)

 Delivery: 3.048 m (10 ft)
 No. of links/box: 80

STANDARD

B		E		G		H		J		K		L		P		Q		T		V	
mm	in	mm	in	mm	in	mm	in	mm	in	mm	in	mm	in	mm	in	mm	in	mm	in	mm	in
9.7	0.38	8.7	0.34	59.5	2.34	21.9	0.86	76.2	3.00	17.5	0.69	16.7	0.66	38.1	1.50	57.2	2.25	7.0	0.28	29.0	1.14

All dimensions are for chains in POM material.

	Width (W)		Material & color	Pin material	Weight		min. radius R	
	mm	in			kg/m	lb/ft	mm	in
K450	114.3	4.50	POM-LF BR	SS304	2.2	1.48	610	24.02
K750	190.5	7.50	POM-LF BR	SS304	3.0	2.01	610	24.02
K1000	254.0	10.00	POM-LF BR	SS304	3.4	2.28	610	24.02

Non standard material and color: See uni Material and Color Overview.
 Non standard pin material: See uni Material and Color Overview.

SIDE FLEXING

PITCH 38.1 MM/1.50 IN



Sprocket

No of teeth	Pitch diameter		Overall-diameter		Min. ø bore		Max. ø bore		Hub-diameter		A-dimension		B-dimension		Molded PA66 LG	Molded Cast Iron	Machined PA66
	mm	in	mm	in	mm	in	mm	in	mm	in	mm	in	mm	in			
Z9	111.4	4.39	112.7	4.44	20.0	0.79	45.0	1.77	60.0	2.36	62.0	2.44	73.3	2.89	x	x	
Z10	123.3	4.85	125.0	4.92	20.0	0.79	45.0	1.77	65.0	2.56	68.3	2.69	79.3	3.12	x	x	
Z11	135.2	5.32	137.4	5.41	20.0	0.79	50.0	1.97	73.5	2.89	74.6	2.94	85.2	3.35	x	x	
Z12	147.2	5.80	150.6	5.93	20.0	0.79	50.0	1.97	73.5	2.89	80.8	3.18	91.2	3.59	x	x	
Z15	183.3	7.22	186.9	7.36	20.0	0.79	50.0	1.97	120.0	4.72	99.3	3.91	109.1	4.30		x	x

Two part sprocket

No of teeth	Pitch diameter		Overall-diameter		Min. ø bore		Max. ø bore		Hub-diameter		A-dimension		B-dimension		Molded PA66 LG	Molded Cast Iron	Machined PA66
	mm	in	mm	in	mm	in	mm	in	mm	in	mm	in	mm	in			
Z9	111.4	4.39	112.7	4.31	20.0	0.79	45.0	1.77	60.0	2.36	62.0	2.44	73.3	2.89	x		
Z10	123.3	4.85	125.0	4.81	20.0	0.79	45.0	1.77	65.0	2.56	68.3	2.69	79.3	3.12	x		
Z11	135.2	5.32	137.4	5.30	20.0	0.79	50.0	1.97	73.5	2.89	74.6	2.94	85.2	3.35	x		
Z12	147.2	5.80	150.6	5.79	20.0	0.79	50.0	1.97	73.5	2.89	80.8	3.18	91.2	3.59	x		

Non standard material and color:
See uni Material and Color Overview.

Molded sprocket



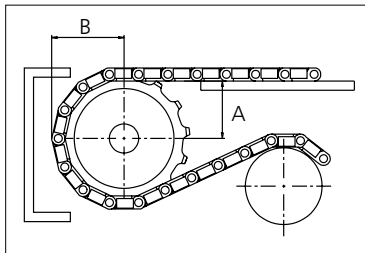
Cast iron sprocket



Machined sprocket



Molded two part sprocket



Please ensure that sufficient size shaft and keyway are chosen for corresponding load.

Other sprocket sizes are available upon request
Width of tooth: 22.20 mm/0.87 in
Width of sprocket: 42.3 mm/1.70 in
uni Retainer Rings: See uni Retainer Ring data sheet

uni 882 Tab SC/1304



Solid advice
For all your belting needs
Local stock & service
www.ammeraalbeltech.com

Ammeraal Beltech Modular A/S
Hjulmagervej 21
DK-7100 Vejle

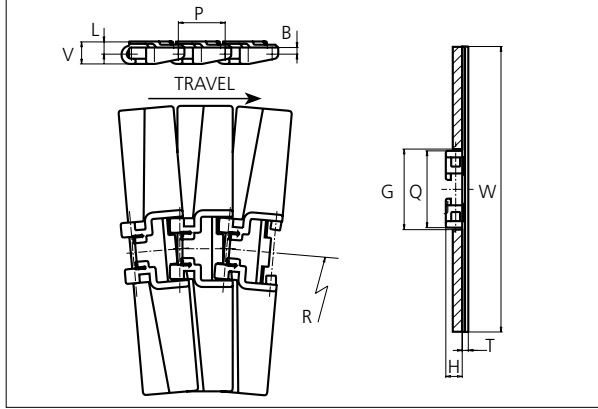
T +45 7572 3100
F +45 7572 3348
admin@unichains.com
www.unichains.com

This information is subject to alteration due to continuous development. Ammeraal Beltech will not be held liable for the incorrect use of the above stated information. This information replaces previous information. All activities performed and services rendered by Ammeraal Beltech are subject to general terms and conditions of sale and delivery, as applied by its operating companies.



Special Plastic Chain

Series **uni 982** Type **SC**



Special Plastic Chain
 Side flexing chain
 Pitch: 50.0 mm (1.97 in)
 Backflex radius: 200 mm (7.9 in)
 Permissible tensile strength:
 POM material: 1000 N (225 lbf)

 Delivery: 3.050 m (10 ft)
 No. of links/box: 80

NON STANDARD

B		G		H		L		P		Q		T		V	
mm	in	mm	in	mm	in	mm	in	mm	in	mm	in	mm	in	mm	in
7.0	0.28	85.0	3.35	17.5	0.69	13.5	0.53	50.0	1.97	82.0	3.23	6.5	0.26	24.0	0.95

All dimensions are for chains in POM material.

Width (W)		Recommended material & color	Weight		Min. radius (R)	
mm	in		kg/m	lb/ft	mm	in
254.0	10.00	POM-SLF B AR W	1.6	1.07	610.0	24.02


Non standard material and color: See uni Material and Color Overview.

SIDE FLEXING

PITCH 50.0 MM/1.97 IN

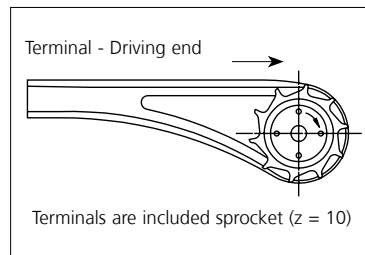
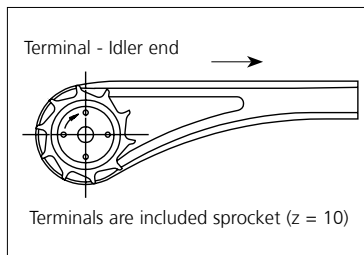
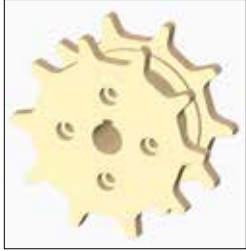


Sprocket

No of teeth	Pitch diameter		Overall diameter		Min. ϕ bore		Max. ϕ bore		Hub diameter		A-dimension		B-dimension		Molded PA66 LG	Machined PA66 
	mm	in	mm	in	mm	in	mm	in	mm	in	mm	in	mm	in		
Z10	161.8	6.37			19.1	0.75	40.0	1.57	64.0	2.52						x

Non standard material and color:
See uni Material and Color Overview.

Machined sprocket



Please ensure that sufficient size shaft and keyway are chosen for corresponding load.

Other sprocket sizes are available upon request
Width of tooth: 25.0 mm/1.00 in
Width of sprocket: 42.3 mm/1.70 in
uni Retainer Rings: See uni Retainer Ring data sheet

uni 982 SC/1304



Solid advice
For all your belting needs
Local stock & service
www.ammeraalbeltech.com

Ammeraal Beltech Modular A/S
Hjulmagervej 21
DK-7100 Vejle

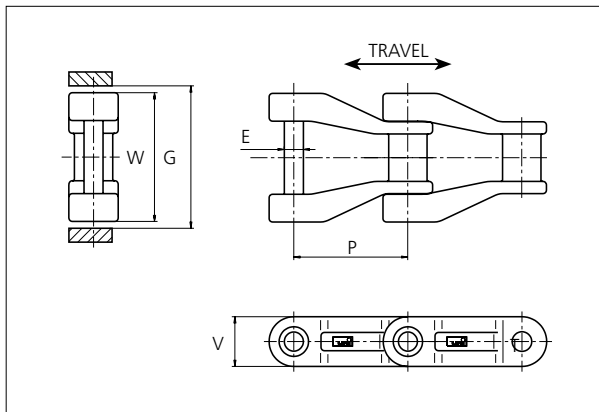
T +45 7572 3100
F +45 7572 3348
admin@unichains.com
www.unichains.com

This information is subject to alteration due to continuous development. Ammeraal Beltech will not be held liable for the incorrect use of the above stated information. This information replaces previous information. All activities performed and services rendered by Ammeraal Beltech are subject to general terms and conditions of sale and delivery, as applied by its operating companies.



Special Plastic Chain

Series **uni NH78** Type -



Special Plastic Chain
 Straight running chain
 Pitch: 66.3 mm (2.61 in)
 Backflex radius: 75 mm (3 in)
 Permissible tensile strength:
 T1: (POM) 9000 N* (2023 lbf)
 T2: (POM) 7000 N (1574 lbf)
 T3: (POM) 6000 N (1349 lbf)
 T4: (POM) 6000 N (1349 lbf)
 T5: (POM) 5000 N (1124 lbf)
 * For PA6: 7000 N (1574 lbf)
 Delivery: 6.1 m (20 ft)
 No. of links/box: 92

STANDARD

E		G		P		V	
mm	in	mm	in	mm	in	mm	in
11.0	0.43	78.0	3.07	66.3	2.61	28.6	1.13

All dimensions are for chains in POM material.

Standard material & colors

	Width (W)		Material & color	Pin material	Pin fixing	Pin ø		Weight	
	mm	in				mm	in	kg/m	lb/ft
uni NH78 T1	74.0	2.91	POM-LF BR POM-D G	SS304	Staked	11.0	0.43	2.1	1.41

STRAIGHT RUNNING


Non Standard material & colors

	Width (W)		Material & color	Pin material	Pin fixing	Pin ø		Weight	
	mm	in				mm	in	kg/m	lb/ft
uni NH78 T1	74.0	2.91	POM-PA6 K	SS304	Staked	11.0	0.43	2.1	1.41
uni NH78 T2	74.0	2.91	POM-GR K POM-PA66GF K	SS304	Staked	11.0	0.43	2.1	1.41
uni NH78 T3	74.0	2.91	POM-PA66GF K	SS304	Staked (PE sleeve)	10.0	0.39	2.1	1.41
uni NH78 T4	74.0	2.91	POM-PA66GF K	SS304	Cotterpin (PE sleeve)	10.0	0.39	2.1	1.41
uni NH78 T5	74.0	2.91	POM-AR I	SS304	Staked	11.0	0.43	2.1	1.41

PITCH 66.3 MM/2.61 IN

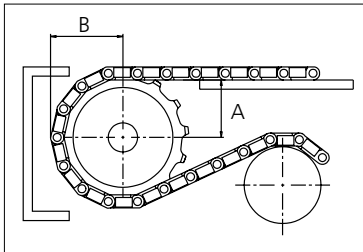


Sprocket

No. of teeth	Pitch diameter		Overall-diameter		Min. ø bore		Max. ø bore		Hub-diameter		A-dimension		B-dimension		Molded PA66 LG	Machined PA66 
	mm	in	mm	in	mm	in	mm	in	mm	in	mm	in	mm	in		
Z6	132.6	5.22	137.4	5.40	20.0	0.80	40.0	1.60	65.0	2.60	43.1	1.70	80.6	3.20		x
Z8	173.3	6.82	182.6	7.20	20.0	0.80	40.0	1.60	65.0	2.60	65.8	2.60	100.9	4.00		x
Z10	214.5	8.44	226.6	8.90	20.0	0.80	50.0	2.00	73.5	2.90	87.7	3.50	121.6	4.80		x

Non standard material and color:
See uni Material and Color Overview.

Machined sprocket



Please ensure that sufficient size shaft and keyway are chosen for corresponding load.

Other sprocket sizes are available upon request
Width of tooth: 15.8 mm/0.62 in
Width of sprocket: 42.3 mm/1.67 in
uni Retainer Rings: See uni Retainer Ring data sheet


uni NH78/1401



Conveyor Belts




Seamless Belts



Modular Belts



Timing Belts



Transmission Belts



Fabrication & service

Solid advice
For all your belting needs
Local stock & service
www.ammeraalbeltech.com

Ammeraal Beltech Modular A/S
Hjulmagervej 21
DK-7100 Vejle

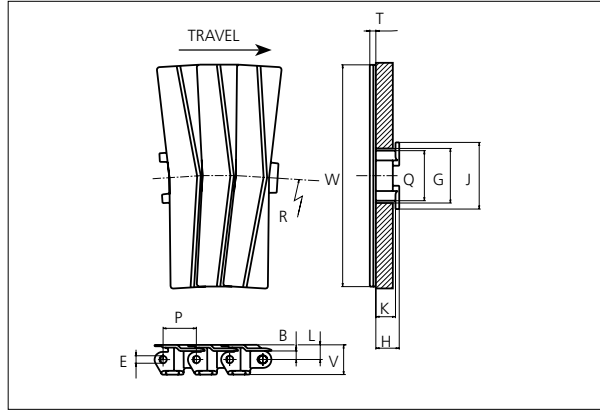
T +45 7572 3100
F +45 7572 3348
admin@unichains.com
www.unichains.com

This information is subject to alteration due to continuous development. Ammeraal Beltech will not be held liable for the incorrect use of the above stated information. This information replaces previous information. All activities performed and services rendered by Ammeraal Beltech are subject to general terms and conditions of sale and delivery, as applied by its operating companies.



Special Plastic Chain

Series **uni 882** Type **SC**



Special Plastic Chain
 Side flexing chain
 Pitch: 38.1 mm (1.50 in)
 Backflex radius: 125.0 mm (4.90 in)
 Permissible tensile strength:
 POM material: 4000 N (899 lbf)

 Delivery: 3.05 m (10 ft)
 No. of links/box: 80

STANDARD

B		E		G		H		J		K		L		P		Q		T		V	
mm	in	mm	in	mm	in	mm	in	mm	in	mm	in	mm	in	mm	in	mm	in	mm	in	mm	in
9.7	0.38	8.7	0.34	59.5	2.34	21.9	0.86	76.2	3.00	17.5	0.69	16.7	0.66	38.1	1.50	57.2	2.25	7.0	0.28	29.0	1.14

All dimensions are for chains in POM material.

	Width (W)		Material & color	Pin material	Weight		min. radius R	
	mm	in			kg/m	lb/ft	mm	in
K450	114.3	4.50	POM-LF BR	SS304	2.2	1.48	610	24.02
K750	190.5	7.50	POM-LF BR	SS304	3.0	2.01	610	24.02
K1000	254.0	10.00	POM-LF BR	SS304	3.4	2.28	610	24.02

Non standard material and color: See uni Material and Color Overview.
 Non standard pin material: See uni Material and Color Overview.

SIDE FLEXING

PITCH 50.0 MM/1.97 IN



Sprocket

No of teeth	Pitch diameter		Overall-diameter		Min. ø bore		Max. ø bore		Hub-diameter		A-dimension		B-dimension		Molded PA66 LG	Molded Cast Iron	Machined PA66
	mm	in	mm	in	mm	in	mm	in	mm	in	mm	in	mm	in			
Z9	111.4	4.39	112.7	4.44	20.0	0.79	45.0	1.77	60.0	2.36	57.1	2.25	65.4	2.57	x	x	
Z10	123.3	4.85	125.0	4.92	20.0	0.79	45.0	1.77	65.0	2.56	63.4	2.50	71.3	2.81	x	x	
Z11	135.2	5.32	137.4	5.41	20.0	0.79	50.0	1.97	73.5	2.89	69.6	2.74	77.3	3.04	x	x	
Z12	147.2	5.80	150.6	5.93	20.0	0.79	50.0	1.97	73.5	2.89	75.8	2.98	83.3	3.28	x	x	
Z15	183.3	7.22	186.9	7.36	20.0	0.79	50.0	1.97	120.0	4.72	94.3	3.71	101.3	3.99		x	x

Two part sprocket

No of teeth	Pitch diameter		Overall-diameter		Min. ø bore		Max. ø bore		Hub-diameter		A-dimension		B-dimension		Molded PA66 LG	Molded Cast Iron	Machined PA66
	mm	in	mm	in	mm	in	mm	in	mm	in	mm	in	mm	in			
Z9	111.4	4.39	112.7	4.31	20.0	0.79	45.0	1.77	60.0	2.36	57.1	2.25	65.4	2.57	x		
Z10	123.3	4.85	125.0	4.81	20.0	0.79	45.0	1.77	65.0	2.56	63.4	2.50	71.3	2.81	x		
Z11	135.2	5.32	137.4	5.30	20.0	0.79	50.0	1.97	73.5	2.89	69.6	2.74	77.3	3.04	x		
Z12	147.2	5.80	150.6	5.79	20.0	0.79	50.0	1.97	73.5	2.89	75.8	2.98	83.3	3.28	x		

Non standard material and color:
See uni Material and Color Overview.

Molded sprocket



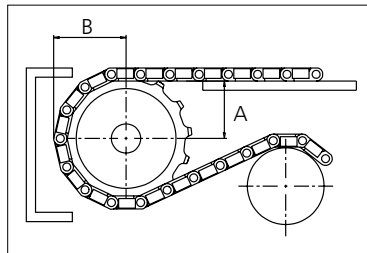
Cast iron sprocket



Machined sprocket



Molded two part sprocket



Please ensure that sufficient size shaft and keyway are chosen for corresponding load.

Other sprocket sizes are available upon request

Width of tooth: 22.20 mm/0.87 in

Width of sprocket: 42.3 mm/1.70 in

uni Retainer Rings: See uni Retainer Ring data sheet


uni 882 Tab SC/1409



Conveyor Belts




Seamless Belts



Modular Belts



Timing Belts



Transmission Belts



Fabrication & service

Expert advice, quality solutions and local service for all your belting needs
www.ammeraalbeltech.com

Ammeraal Beltech Modular A/S
Hjulmagervej 21
DK-7100 Vejle

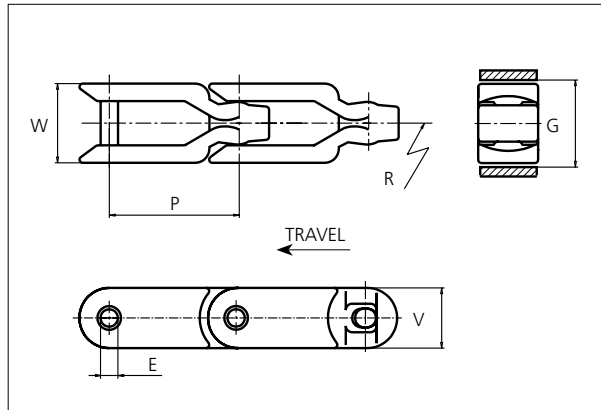
T +45 7572 3100
F +45 7572 3348
admin@unichains.com
www.unichains.com

This information is subject to alteration due to continuous development. Ammeraal Beltech will not be held liable for the incorrect use of the above stated information. This information replaces previous information. All activities performed and services rendered by Ammeraal Beltech are subject to general terms and conditions of sale and delivery, as applied by its operating companies.



uni Flex Plastic Chain

Series **uni 1400** Type -



uni Flex Chains
 Side flexing chain
 Pitch: 82.5 mm (3.25 in)
 Backflex radius: 75.0 mm (2.90 in)
 Permissible tensile strength:
 POM material 8000 N (1798 lbf)

 Delivery: 6.1 m (20.0 ft)
 No. of links/box: 74

STANDARD

E		G		P		V	
mm	in	mm	in	mm	in	mm	in
11.0	0.43	54.0	2.13	82.5	3.25	38.0	1.50

All dimensions are for chains in POM material.

Width (W)		Material & color	Pin material	Weight		Min. radius (R)	
mm	in			kg/m	lb/ft	mm	in
50.0	1.97	POM-D W	SS304	2.1	1.41	450	17.72


Non standard material and color: See uni Material and Color Overview.
 Non standard pin material: See uni Material and Color Overview.

SIDE FLEXING

PITCH 82.5 MM/3.25 IN

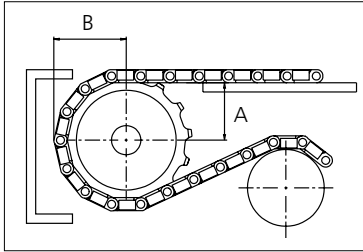


Sprocket

No of teeth	Pitch diameter		Overall-diameter		Min. ø bore		Max. ø bore		Hub-diameter		A-dimension		B-dimension		Molded PA66 LG	Machined PA66 
	mm	in	mm	in	mm	in	mm	in	mm	in	mm	in	mm	in		
Z6	164.5	6.48	177.0	7.00	20.0	0.80	40.0	1.60	63.0	2.50	52.5	2.10	101.5	4.00		x
Z8	215.2	8.47	227.6	9.00	20.0	0.80	50.0	2.00	75.0	2.95	80.6	3.20	126.8	5.00		x
Z10	266.7	10.50	279.0	11.00	20.0	0.80	50.0	2.00	75.0	2.95	108.0	4.30	152.5	6.00		x

Non standard material and color:
See uni Material and Color Overview.

Machined sprocket



Please ensure that sufficient size shaft and keyway are chosen for corresponding load.

Other sprocket sizes are available upon request
Width of tooth: 15.0 mm/0.59 in
Width of sprocket: 42.3 mm/1.67 in
uni Retainer Rings: See uni Retainer Ring data sheet

uni 1400/1311



Solid advice
For all your belting needs
Local stock & service
www.ammeraalbeltech.com

Ammeraal Beltech Modular A/S
Hjulmagervej 21
DK-7100 Vejle

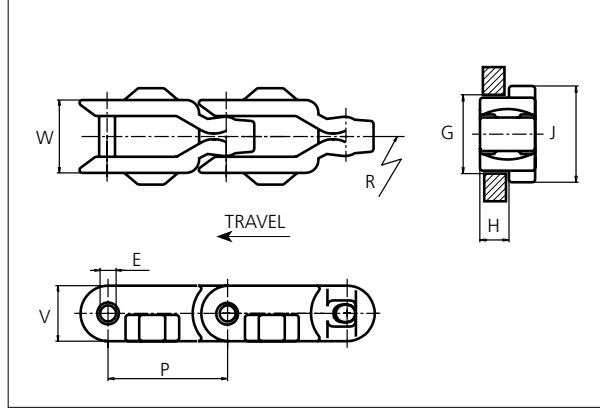

T +45 7572 3100
F +45 7572 3348
admin@unichains.com
www.unichains.com

This information is subject to alteration due to continuous development. Ammeraal Beltech will not be held liable for the incorrect use of the above stated information. This information replaces previous information. All activities performed and services rendered by Ammeraal Beltech are subject to general terms and conditions of sale and delivery, as applied by its operating companies.



uni Flex Plastic Chain

Series **uni 1400** Type **Tab**



uni Flex Plastic Chain
 Side flexing chain
 Pitch: 82.5 mm (3.25 in)
 Backflex radius: 75.0 mm (2.90 in)
 Permissible tensile strength:
 POM material 8000 N (1798 lbf)

 Delivery: 6.1 m (20.0 ft)
 No. of links/box: 74

STANDARD

E		G		H		J		P		V	
mm	in	mm	in	mm	in	mm	in	mm	in	mm	in
11.0	0.43	54.0	2.13	20.0	0.79	66.0	2.60	82.5	3.25	38.0	1.50

All dimensions are for chains in POM material.

Width (W)		Material & color	Pin material	Weight		Min. radius (R)	
mm	in			kg/m	lb/ft	mm	in
50.0	1.97	POM-D W	SS304	2.3	1.55	450	17.72


Non standard material and color: See uni Material and Color Overview.
 Non standard pin material: See uni Material and Color Overview.

SIDE FLEXING

PITCH 82.5 MM/3.25 IN

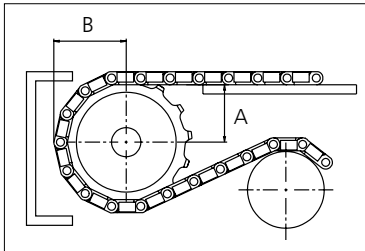


Sprocket

No of teeth	Pitch diameter		Overall-diameter		Min. ø bore		Max. ø bore		Hub-diameter		A-dimension		B-dimension		Molded PA66 LG	Machined PA66 
	mm	in	mm	in	mm	in	mm	in	mm	in	mm	in	mm	in		
Z6	164.5	6.48	177.0	7.00	20.0	0.80	40.0	1.60	63.0	2.50	52.5	2.10	101.5	4.00		x
Z8	215.2	8.47	227.6	9.00	20.0	0.80	50.0	2.00	75.0	2.95	80.6	3.20	126.8	5.00		x
Z10	266.7	10.50	279.0	11.00	20.0	0.80	50.0	2.00	75.0	2.95	108.0	4.30	152.5	6.00		x

Non standard material and color:
See uni Material and Color Overview.

Machined sprocket



Please ensure that sufficient size shaft and keyway are chosen for corresponding load.

Other sprocket sizes are available upon request
Width of tooth: 15.0 mm/0.59 in
Width of sprocket: 42.3 mm/1.67 in
uni Retainer Rings: See uni Retainer Ring data sheet

uni 1400 Tab/1311



Solid advice
For all your belting needs
Local stock & service
www.ammeraalbeltech.com

Ammeraal Beltech Modular A/S
Hjulmagervej 21
DK-7100 Vejle

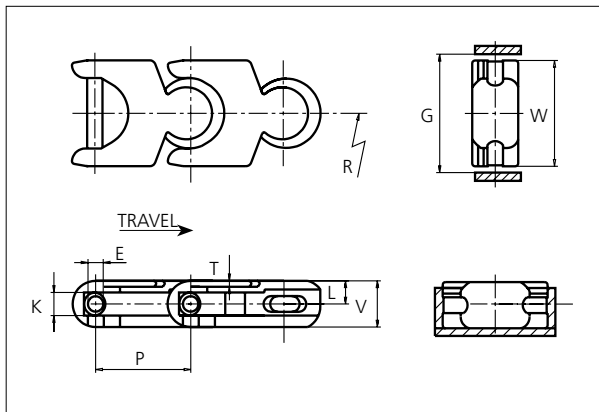
T +45 7572 3100
F +45 7572 3348
admin@unichains.com
www.unichains.com

This information is subject to alteration due to continuous development. Ammeraal Beltech will not be held liable for the incorrect use of the above stated information. This information replaces previous information. All activities performed and services rendered by Ammeraal Beltech are subject to general terms and conditions of sale and delivery, as applied by its operating companies.



uni Flex Plastic Chain

Series **uni 1700** Type -



uni Flex Plastic Chain
 Side flexing chain
 Pitch: 50.0 mm (1.97 in)
 Backflex radius: 75.0 mm (3.00 in)
 Permissible tensile strength:
 POM material 4000 N (899 lbf)

 Delivery: 6.1 m (20.0 ft)
 No. of links/box: 122

STANDARD

E		G		K		L		P		T		V	
mm	in	mm	in	mm	in	mm	in	mm	in	mm	in	mm	in
8.0	0.31	59.0	2.32	11.9	0.37	12.0	0.47	50.0	1.97	3.1	0.12	24.0	0.94

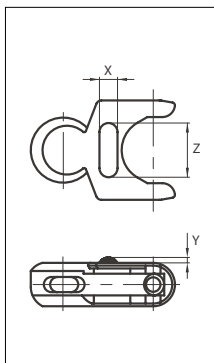
All dimensions are for chains in POM material.

Width (W)		Material & color	Pin material	Weight		Min. radius (R)	
mm	in			kg/m	lb/ft	mm	in
55.0	2.17	POM-D W POM-D G POM-LF W POM-LF BR GR K	SS304	1.4	0.94	150.0	5.91

Non standard material and color: See uni Material and Color Overview.
 Non standard pin material: See uni Material and Color Overview.

Accessories

Rubber Top



Link material	Rubber material	X		Z		Y	
		mm	in	mm	in	mm	in
POM-D W	05 I	10.0	0.39	30.0	1.18	3.0	0.12

When ordering, please state the required distance between the Rubber Top.

Other Non Standard rubber profiles:
 See uni Rubber Profile Overview

SIDE FLEXING

PITCH 50.0 MM/1.97 IN



Sprocket

No of teeth	Pitch diameter		Overall-diameter		Min. ø bore		Max. ø bore		Hub-diameter		A-dimension		B-dimension		Molded PA66 LG	Molded Cast Iron	Machined PA66	Machined SS304
	mm	in	mm	in	mm	in	mm	in	mm	in	mm	in	mm	in	Molded	Molded	Machined	Machined
Z8	130.7	5.14	133.0	5.20	20.00	0.80	40.00	1.60	63.00	2.50	47.90	1.90	82.40	3.20	x	x	x	x
Z10	161.8	6.37	166.1	6.50	20.00	0.80	40.00	1.60	63.00	2.50	64.50	2.50	97.30	3.80	x	x	x	x
Z12	193.2	7.61	196.0	7.70	20.00	0.80	40.00	1.60	63.00	2.50	80.80	3.20	112.40	4.40	x	x	x	
Z13	208.9	8.22	214.0	8.40	20.00	0.80	40.00	1.60	63.00	2.50	88.90	3.50	120.10	4.70	x	x	x	

Non standard material and color:
See uni Material and Color Overview.

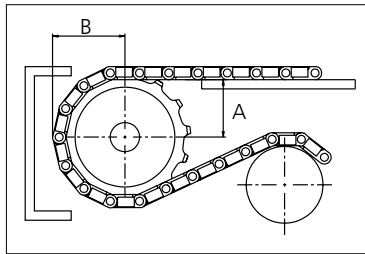
Molded sprocket



Cast iron sprocket



Machined sprocket



Please ensure that sufficient size shaft and keyway are chosen for corresponding load.

Other sprocket sizes are available upon request

Width of tooth: 15.8 mm/0.62 in

Width of sprocket: 42.3 mm/1.67 in

uni Retainer Rings: See uni Retainer Ring data sheet

uni Idler: See uni Idler data sheet

uni 1700/1304



Solid advice
For all your belting needs
Local stock & service
www.ammeraalbeltech.com

Ammeraal Beltech Modular A/S
Hjulmagervej 21
DK-7100 Vejle

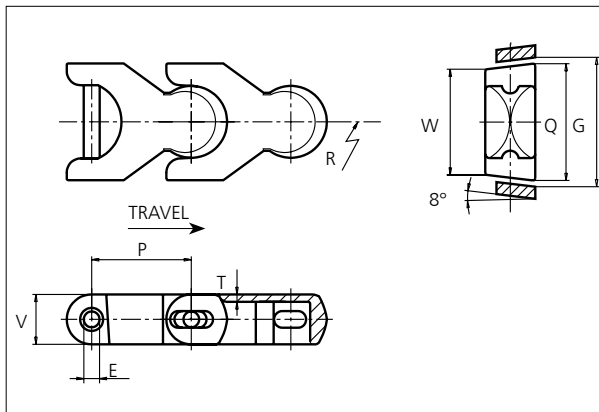
T +45 7572 3100
F +45 7572 3348
admin@unichains.com
www.unichains.com

This information is subject to alteration due to continuous development. Ammeraal Beltech will not be held liable for the incorrect use of the above stated information. This information replaces previous information. All activities performed and services rendered by Ammeraal Beltech are subject to general terms and conditions of sale and delivery, as applied by its operating companies.



uni Flex Plastic Chain

Series **uni 1701** Type -



uni Flex Plastic Chain
 Side flexing chain
 Pitch: 50.0 mm (1.97 in)
 Backflex radius: 75.0 mm (3.00 in)
 Permissible tensile strength:
 POM material 4000 N (899 lbf)

 Delivery: 6.1 m (20.0 ft)
 No. of links/box: 122

STANDARD

E		G (curve)		G (straight)		P		Q		T		V	
mm	in	mm	in	mm	in	mm	in	mm	in	mm	in	mm	in
8.0	0.31	60.0	2.37	62.0	2.44	50.0	1.97	58.4	2.30	3.9	0.15	25.0	0.98

All dimensions are for chains in POM material.

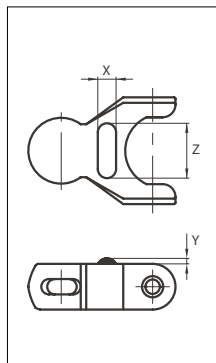
Width (W)		Material & color	Pin material	Weight		Min. radius (R)	
mm	in			kg/m	lb/ft	mm	in
52.4	2.06	POM-D W POM-D G POM-LF BR	SS304	1.5	1.01	150.0	5.91

Non standard material and color: See uni Material and Color Overview.
 Non standard pin material: See uni Material and Color Overview.

SIDE FLEXING

Accessories

Rubber Top



Link material	Rubber material	X		Z		Y	
		mm	in	mm	in	mm	in
POM-D W	05 I	10.0	0.39	30.0	1.18	3.0	0.12

When ordering, please state the required distance between the Rubber Top.

Other Non Standard rubber profiles:
 See uni Rubber Profile Overview

PITCH 50.0 MM/1.97 IN



Sprocket

No of teeth	Pitch diameter		Overall-diameter		Min. ø bore		Max. ø bore		Hub-diameter		A-dimension		B-dimension		Molded PA66 LG	Molded Cast Iron	Machined PA66	Machined SS304
	mm	in	mm	in	mm	in	mm	in	mm	in	mm	in	mm	in	Molded	Molded	Machined	Machined
Z8	130.7	5.14	133.0	5.20	20.00	0.80	40.00	1.60	63.00	2.50	47.90	1.90	82.40	3.20	x	x	x	x
Z10	161.8	6.37	166.1	6.50	20.00	0.80	40.00	1.60	63.00	2.50	64.50	2.50	97.30	3.80	x	x	x	x
Z12	193.2	7.61	196.0	7.70	20.00	0.80	40.00	1.60	63.00	2.50	80.80	3.20	112.40	4.40	x	x	x	
Z13	208.9	8.22	214.0	8.40	20.00	0.80	40.00	1.60	63.00	2.50	88.90	3.50	120.10	4.70	x	x	x	

Non standard material and color:
See uni Material and Color Overview.

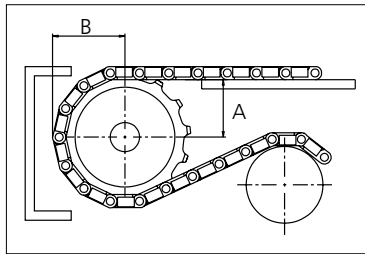
Molded sprocket



Cast iron sprocket



Machined sprocket



Please ensure that sufficient size shaft and keyway are chosen for corresponding load.

Other sprocket sizes are available upon request
Width of tooth: 15.8 mm/0.62 in
Width of sprocket: 42.3 mm/1.67 in
uni Retainer Rings: See uni Retainer Ring data sheet
uni Idler: See uni Idler data sheet

uni 1701/1304



Solid advice
For all your belting needs
Local stock & service
www.ammeraalbeltech.com

Ammeraal Beltech Modular A/S
Hjulmagervej 21
DK-7100 Vejle

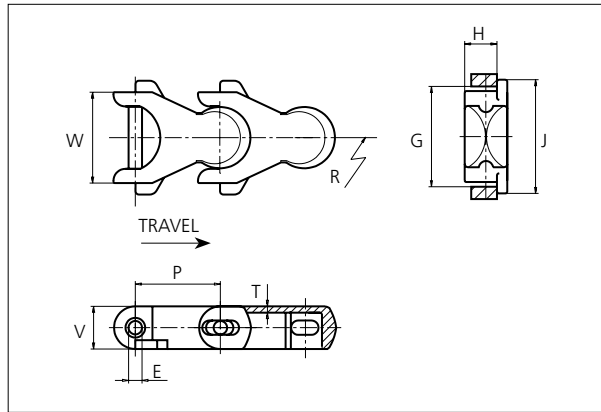
T +45 7572 3100
F +45 7572 3348
admin@unichains.com
www.unichains.com

This information is subject to alteration due to continuous development. Ammeraal Beltech will not be held liable for the incorrect use of the above stated information. This information replaces previous information. All activities performed and services rendered by Ammeraal Beltech are subject to general terms and conditions of sale and delivery, as applied by its operating companies.



uni Flex Plastic Chain

Series **uni 1701** Type **Tab**



uni Flex Plastic Chain
 Side flexing chain
 Pitch: 50.0 mm (1.97 in)
 Backflex radius: 75.0 mm (3.00 in)
 Permissible tensile strength:
 POM material 4000 N (899 lbf)

 Delivery: 6.1 m (20.0 ft)
 No. of links/box: 122

STANDARD

E		G		H		J		P		T		V	
mm	in	mm	in	mm	in	mm	in	mm	in	mm	in	mm	in
8.0	0.31	56.0	2.20	19.0	0.75	66.7	2.63	50.0	1.97	3.9	0.15	25.0	0.98

All dimensions are for chains in POM material.

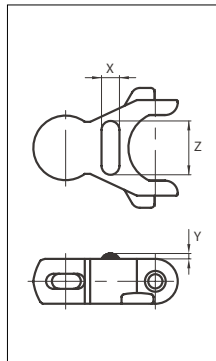
Width (W)		Material & color	Pin material	Weight		Min. radius (R)	
mm	in			kg/m	lb/ft	mm	in
53.3	2.10	POM-D W POM-D G POM-LF BR	SS304	1.5	1.01	150.0	5.91

Non standard material and color: See uni Material and Color Overview.

Non standard pin material: See uni Material and Color Overview.

Accessories

Rubber Top



When ordering, please state the required distance between the Rubber Top.

Other Non Standard rubber profiles:
 See uni Rubber Profile Overview

Link material	Rubber material	X		Z		Y	
		mm	in	mm	in	mm	in
POM-D W	05 I	10.0	0.39	30.0	1.18	3.0	0.12

SIDE FLEXING

PITCH 50.0 MM/1.97 IN



Sprocket

No of teeth	Pitch diameter		Overall-diameter		Min. ø bore		Max. ø bore		Hub-diameter		A-dimension		B-dimension		Molded PA66 LG	Molded Cast Iron	Machined PA66	Machined SS304
	mm	in	mm	in	mm	in	mm	in	mm	in	mm	in	mm	in	Molded	Molded	Machined	Machined
Z8	130.7	5.14	133.0	5.20	20.00	0.80	40.00	1.60	63.00	2.50	47.90	1.90	82.40	3.20	x	x	x	x
Z10	161.8	6.37	166.1	6.50	20.00	0.80	40.00	1.60	63.00	2.50	64.50	2.50	97.30	3.80	x	x	x	x
Z12	193.2	7.61	196.0	7.70	20.00	0.80	40.00	1.60	63.00	2.50	80.80	3.20	112.40	4.40	x	x	x	
Z13	208.9	8.22	214.0	8.40	20.00	0.80	40.00	1.60	63.00	2.50	88.90	3.50	120.10	4.70	x	x	x	

Non standard material and color:
See uni Material and Color Overview.

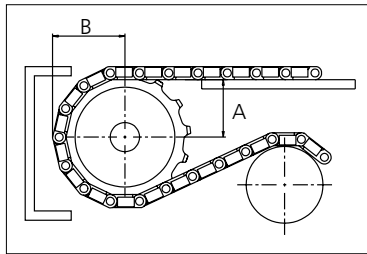
Molded sprocket



Cast iron sprocket



Machined sprocket



Please ensure that sufficient size shaft and keyway are chosen for corresponding load.

Other sprocket sizes are available upon request
Width of tooth: 15.8 mm/0.62 in
Width of sprocket: 42.3 mm/1.67 in
uni Retainer Rings: See uni Retainer Ring data sheet
uni Idler: See uni Idler data sheet

uni 1701 Tab/1304



Solid advice
For all your belting needs
Local stock & service
www.ammeraalbeltech.com

Ammeraal Beltech Modular A/S
Hjulmagervej 21
DK-7100 Vejle

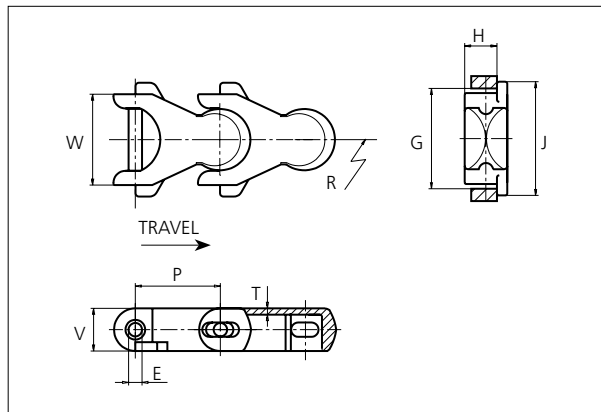
T +45 7572 3100
F +45 7572 3348
admin@unichains.com
www.unichains.com

This information is subject to alteration due to continuous development. Ammeraal Beltech will not be held liable for the incorrect use of the above stated information. This information replaces previous information. All activities performed and services rendered by Ammeraal Beltech are subject to general terms and conditions of sale and delivery, as applied by its operating companies.



uni Flex Plastic Chain

Series **uni 1701** Type **Tab R**



uni Flex Plastic Chain
 Side flexing chain
 Pitch: 50.0 mm (1.97 in)
 Backflex radius: 75.0 mm (3.00 in)
 Permissible tensile strength:
 POM material 4000 N (899 lbf)

 Delivery: 6.1 m (20.0 ft)
 No. of links/box: 122

STANDARD

E		G		H		J		P		T		V	
mm	in	mm	in	mm	in	mm	in	mm	in	mm	in	mm	in
8.0	0.31	53.2	2.20	19.0	0.75	66.7	2.63	50.0	1.97	3.9	0.15	25.0	0.98

All dimensions are for chains in POM material.

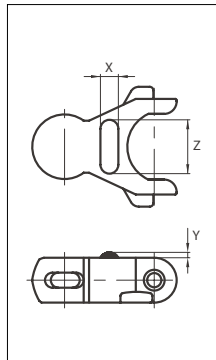
Width (W)		Material & color	Pin material	Weight		Min. radius (R)	
mm	in			kg/m	lb/ft	mm	in
53.2	2.09	POM-LF BR	SS304	1.5	1.01	125.0	4.92

Non standard material and color: See uni Material and Color Overview.

Non standard pin material: See uni Material and Color Overview.

Accessories

Rubber Top



When ordering, please state the required distance between the Rubber Top.

Other Non Standard rubber profiles:
 See uni Rubber Profile Overview

Link material	Rubber material	X		Z		Y	
		mm	in	mm	in	mm	in
POM-LF BR	05 I	10.0	0.39	25.0	0.98	3.0	0.12

SIDE FLEXING

PITCH 50.0 MM/1.97 IN



Sprocket

No of teeth	Pitch diameter		Overall-diameter		Min. ø bore		Max. ø bore		Hub-diameter		A-dimension		B-dimension		Molded PA66 LG	Molded Cast Iron	Machined PA66	Machined SS304
	mm	in	mm	in	mm	in	mm	in	mm	in	mm	in	mm	in	Molded	Molded	Machined	Machined
Z8	130.7	5.14	133.0	5.20	20.00	0.80	40.00	1.60	63.00	2.50	47.90	1.90	82.40	3.20	x	x	x	x
Z10	161.8	6.37	166.1	6.50	20.00	0.80	40.00	1.60	63.00	2.50	64.50	2.50	97.30	3.80	x	x	x	x
Z12	193.2	7.61	196.0	7.70	20.00	0.80	40.00	1.60	63.00	2.50	80.80	3.20	112.40	4.40	x	x	x	
Z13	208.9	8.22	214.0	8.40	20.00	0.80	40.00	1.60	63.00	2.50	88.90	3.50	120.10	4.70	x	x	x	

Non standard material and color:
See uni Material and Color Overview.

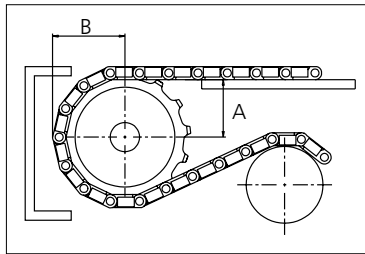
Molded sprocket



Cast iron sprocket



Machined sprocket



Please ensure that sufficient size shaft and keyway are chosen for corresponding load.

Other sprocket sizes are available upon request

Width of tooth: 15.8 mm/0.62 in

Width of sprocket: 42.3 mm/1.67 in

uni Retainer Rings: See uni Retainer Ring data sheet


uni Idler: See uni Idler data sheet



Conveyor Belts



Seamless Belts



Modular Belts



Timing Belts



Transmission Belts



Fabrication & service

Expert advice, quality solutions and local service for all your belting needs
www.ammeraalbeltech.com

Ammeraal Beltech Modular A/S
Hjulmagervej 21
DK-7100 Vejle

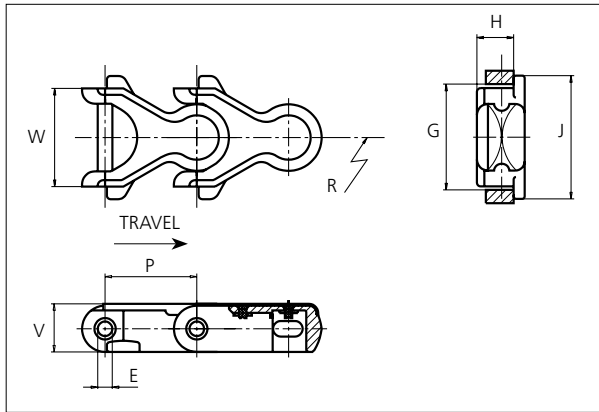
T +45 7572 3100
F +45 7572 3348
admin@unichains.com
www.unichains.com

This information is subject to alteration due to continuous development. Ammeraal Beltech will not be held liable for the incorrect use of the above stated information. This information replaces previous information. All activities performed and services rendered by Ammeraal Beltech are subject to general terms and conditions of sale and delivery, as applied by its operating companies.



uni Flex Plastic Chain

Series **uni 1701** Type **Tab R ST**



uni Flex Plastic Chain
 Side flexing chain
 Pitch: 50.0 mm (1.97 in)
 Backflex radius: 75.0 mm (3.00 in)
 Permissible tensile strength:
 POM material 4000 N (899 lbf)

 Delivery: 6.1 m (20.0 ft)
 No. of links/box: 122

 Steel top cover:
 SS430 thickness 1.0 mm
 (0.04 in)

NON STANDARD

E		G		H		J		P		V	
mm	in	mm	in	mm	in	mm	in	mm	in	mm	in
8.0	0.31	56.0	2.20	20.0	0.79	66.7	2.63	50.0	1.97	26.0	1.02

All dimensions are for chains in POM material.

Width (W)		Recommended material & color	Recommended pin material	Weight		Min. radius (R)	
mm	in			kg/m	lb/ft	mm	in
53.3	2.10	POM-LF BR	SS304	-	-	125.0	4.92

Non standard material and color: See uni Material and Color Overview.
 Non standard pin material: See uni Material and Color Overview.

SIDE FLEXING

PITCH 50.0 MM/1.97 IN



Sprocket

No of teeth	Pitch diameter		Overall-diameter		Min. ø bore		Max. ø bore		Hub-diameter		A-dimension		B-dimension		Molded PA66 LG	Molded Cast Iron	Machined PA66	Machined SS304
	mm	in	mm	in	mm	in	mm	in	mm	in	mm	in	mm	in				
Z8	130.7	5.14	133.0	5.20	20.00	0.80	40.00	1.60	63.00	2.50	47.90	1.90	82.40	3.20	x	x	x	x
Z10	161.8	6.37	166.1	6.50	20.00	0.80	40.00	1.60	63.00	2.50	64.50	2.50	97.30	3.80	x	x	x	x
Z12	193.2	7.61	196.0	7.70	20.00	0.80	40.00	1.60	63.00	2.50	80.80	3.20	112.40	4.40	x	x	x	
Z13	208.9	8.22	214.0	8.40	20.00	0.80	40.00	1.60	63.00	2.50	88.90	3.50	120.10	4.70	x	x	x	

Non standard material and color:
See uni Material and Color Overview.

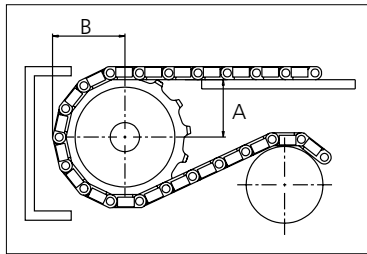
Molded sprocket



Cast iron sprocket



Machined sprocket



Please ensure that sufficient size shaft and keyway are chosen for corresponding load.

Other sprocket sizes are available upon request
Width of tooth: 15.8 mm/0.62 in
Width of sprocket: 42.3 mm/1.67 in
uni Retainer Rings: See uni Retainer Ring data sheet
uni Idler: See uni Idler data sheet

uni 1701 Tab R ST/1304



Solid advice
For all your belting needs
Local stock & service
www.ammeraalbeltech.com

Ammeraal Beltech Modular A/S
Hjulmagervej 21
DK-7100 Vejle

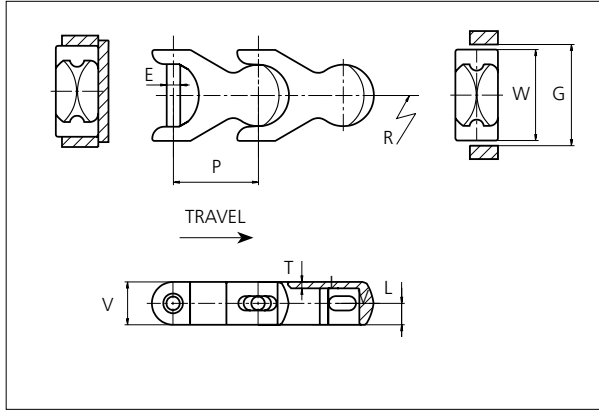
T +45 7572 3100
F +45 7572 3348
admin@unichains.com
www.unichains.com

This information is subject to alteration due to continuous development. Ammeraal Beltech will not be held liable for the incorrect use of the above stated information. This information replaces previous information. All activities performed and services rendered by Ammeraal Beltech are subject to general terms and conditions of sale and delivery, as applied by its operating companies.



uni Flex Plastic Chain

Series **uni 1702** Type -



uni Flex Plastic Chain
 Side flexing chain
 Pitch: 50.0 mm (1.97 in)
 Backflex radius: 75.0 mm (3.00 in)
 Permissible tensile strength:
 POM material 4000 N (899 lbf)

 Delivery: 6.1 m (20.0 ft)
 No. of links/box: 122

STANDARD

E		G		L		P		T		V	
mm	in	mm	in	mm	in	mm	in	mm	in	mm	in
8.0	56.90	59.0	2.24	12.7	0.50	50.0	1.97	3.5	0.14	25.0	0.98

All dimensions are for chains in POM material.

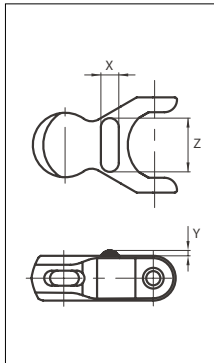
Width (W)		Material & color	Pin material	Weight		Min. radius (R)	
mm	in			kg/m	lb/ft	mm	in
53.3	2.10	POM-D W POM-D G POM-LF BR POM-SLF DG	SS304	1.5	1.01	150.0	5.91

Non standard material and color: See uni Material and Color Overview.
 Non standard pin material: See uni Material and Color Overview.

SIDE FLEXING

Accessories

Rubber Top/NON STANDARD



Link material	Rubber material	X		Z		Y	
		mm	in	mm	in	mm	in
POM-D W	05 I	10.0	0.39	30.0	1.18	3.0	0.12

When ordering, please state the required distance between the Rubber Top.

Other Non Standard rubber profiles:
 See uni Rubber Profile Overview

PITCH 50.0 MM/1.97 IN



Sprocket

No of teeth	Pitch diameter		Overall-diameter		Min. ø bore		Max. ø bore		Hub-diameter		A-dimension		B-dimension		Molded PA66 LG	Molded Cast Iron	Machined PA66	Machined SS304
	mm	in	mm	in	mm	in	mm	in	mm	in	mm	in	mm	in				
Z8	130.7	5.14	133.0	5.20	20.00	0.80	40.00	1.60	63.00	2.50	47.90	1.90	82.40	3.20	x	x	x	x
Z10	161.8	6.37	166.1	6.50	20.00	0.80	40.00	1.60	63.00	2.50	64.50	2.50	97.30	3.80	x	x	x	x
Z12	193.2	7.61	196.0	7.70	20.00	0.80	40.00	1.60	63.00	2.50	80.80	3.20	112.40	4.40	x	x	x	
Z13	208.9	8.22	214.0	8.40	20.00	0.80	40.00	1.60	63.00	2.50	88.90	3.50	120.10	4.70	x	x	x	

Non standard material and color:
See uni Material and Color Overview.

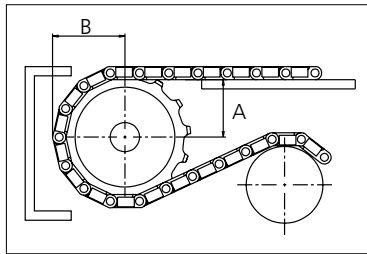
Molded sprocket



Cast iron sprocket



Machined sprocket



Please ensure that sufficient size shaft and keyway are chosen for corresponding load.

Other sprocket sizes are available upon request
Width of tooth: 15.8 mm/0.62 in
Width of sprocket: 42.3 mm/1.67 in
uni Retainer Rings: See uni Retainer Ring data sheet
uni Idler: See uni Idler data sheet

uni 1702/1305



Solid advice
For all your belting needs
Local stock & service
www.ammeraalbeltech.com

Ammeraal Beltech Modular A/S
Hjulmagervej 21
DK-7100 Vejle

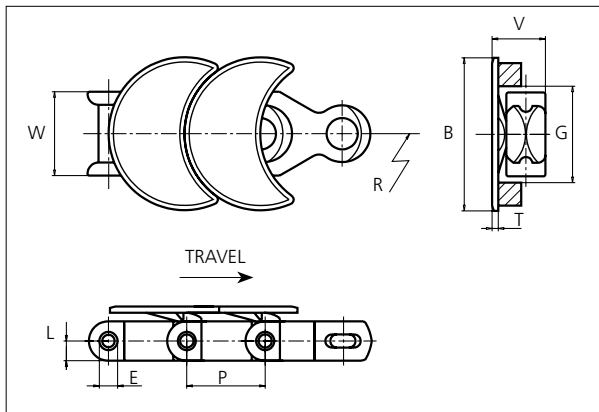
T +45 7572 3100
F +45 7572 3348
admin@unichains.com
www.unichains.com

This information is subject to alteration due to continuous development. Ammeraal Beltech will not be held liable for the incorrect use of the above stated information. This information replaces previous information. All activities performed and services rendered by Ammeraal Beltech are subject to general terms and conditions of sale and delivery, as applied by its operating companies.



uni Flex Plastic Chain

Series **uni 1702** Type **H**



uni Flex Plastic Chain
 Side flexing chain
 Pitch: 50.0 mm (1.97 in)
 Permissible tensile strength:
 POM material 4000 N (899 lbf)

 Delivery: 3.05 m (10.0 ft)
 No. of links/box: 61

B		E		G		L		P		T		V	
mm	in	mm	in	mm	in	mm	in	mm	in	mm	in	mm	in
98.0	3.86	8.0	0.31	56.9	2.24	12.7	0.50	50.0	1.97	4.0	0.16	35.0	1.38

All dimensions are for chains in POM material.

Width (W)		Recommended base material & color	Recommended plate material	Weight		Min. radius (R)	
mm	in			kg/m	lb/ft	mm	in
53.3	2.10	POM-D W POM-D G POM-LF BR	POM-SLF W POM-SLF G POM-LF BR	-	-	150.0	5.91

Non standard material and color: See uni Material and Color Overview.
 Non standard pin material: See uni Material and Color Overview.

NON STANDARD

SIDE FLEXING

PITCH 50.0 MM/1.97 IN



Sprocket

No of teeth	Pitch diameter		Overall-diameter		Min. ø bore		Max. ø bore		Hub-diameter		A-dimension		B-dimension		Molded PA66 LG	Molded Cast Iron	Machined PA66	Machined SS304
	mm	in	mm	in	mm	in	mm	in	mm	in	mm	in	mm	in	Molded	Molded	Machined	Machined
Z8	130.7	5.14	133.0	5.20	20.00	0.80	40.00	1.60	63.00	2.50	47.90	1.90	82.40	3.20	x	x	x	x
Z10	161.8	6.37	166.1	6.50	20.00	0.80	40.00	1.60	63.00	2.50	64.50	2.50	97.30	3.80	x	x	x	x
Z12	193.2	7.61	196.0	7.70	20.00	0.80	40.00	1.60	63.00	2.50	80.80	3.20	112.40	4.40	x	x	x	
Z13	208.9	8.22	214.0	8.40	20.00	0.80	40.00	1.60	63.00	2.50	88.90	3.50	120.10	4.70	x	x	x	

Non standard material and color:
See uni Material and Color Overview.

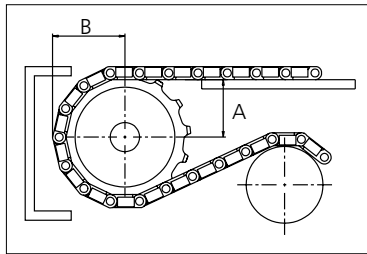
Molded sprocket



Cast iron sprocket



Machined sprocket



Please ensure that sufficient size shaft and keyway are chosen for corresponding load.

Other sprocket sizes are available upon request
Width of tooth: 15.8 mm/0.62 in
Width of sprocket: 42.3 mm/1.67 in
uni Retainer Rings: See uni Retainer Ring data sheet
uni Idler: See uni Idler data sheet

uni 1702 H/1305



Solid advice
For all your belting needs
Local stock & service
www.ammeraalbeltech.com

Ammeraal Beltech Modular A/S
Hjulmagervej 21
DK-7100 Vejle

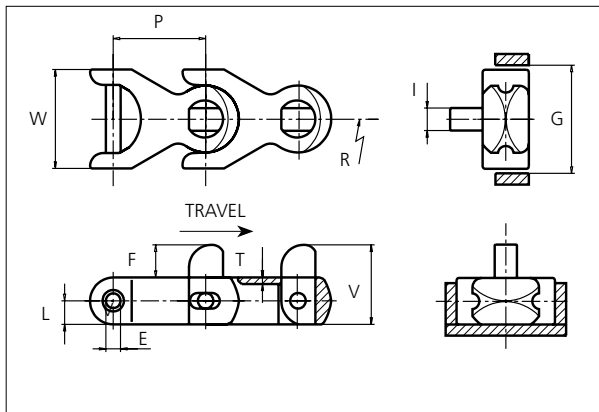
T +45 7572 3100
F +45 7572 3348
admin@unichains.com
www.unichains.com

This information is subject to alteration due to continuous development. Ammeraal Beltech will not be held liable for the incorrect use of the above stated information. This information replaces previous information. All activities performed and services rendered by Ammeraal Beltech are subject to general terms and conditions of sale and delivery, as applied by its operating companies.



uni Flex Plastic Chain

Series **uni 1702** Type **M**



uni Flex Plastic Chain
 Side flexing chain
 Pitch: 50.0 mm (1.97 in)
 Backflex radius: 125.0 mm (4.90 in)
 Permissible tensile strength:
 POM material 4000 N (899 lbf)

 Delivery: 6.1 m (20.0 ft)
 No. of links/box: 122

E		F		G		I		L		P		T		V	
mm	in	mm	in	mm	in	mm	in	mm	in	mm	in	mm	in	mm	in
8.0	0.31	17.5	0.69	56.9	2.24	12.0	0.47	12.7	0.50	50.0	1.97	3.5	0.14	42.5	1.67

All dimensions are for chains in POM material.

Width (W)		Base material & color	Peg material	Pin material	Weight		Min. radius (R)	
mm	in				kg/m	lb/ft	mm	in
53.3	2.10	POM-D W	POM-D W POM-D G	SS304	1.5	1.01	150.0	5.91

Non standard material and color: See uni Material and Color Overview.

Non standard pin material: See uni Material and Color Overview.

When ordering, please state the required distance between the pegs.

STANDARD

SIDE FLEXING

PITCH 50.0 MM/1.97 IN



Sprocket

No of teeth	Pitch diameter		Overall-diameter		Min. ø bore		Max. ø bore		Hub-diameter		A-dimension		B-dimension		Molded PA66 LG	Molded Cast Iron	Machined PA66	Machined SS304
	mm	in	mm	in	mm	in	mm	in	mm	in	mm	in	mm	in	Molded	Molded	Machined	Machined
Z8	130.7	5.14	133.0	5.20	20.00	0.80	40.00	1.60	63.00	2.50	47.90	1.90	82.40	3.20	x	x	x	x
Z10	161.8	6.37	166.1	6.50	20.00	0.80	40.00	1.60	63.00	2.50	64.50	2.50	97.30	3.80	x	x	x	x
Z12	193.2	7.61	196.0	7.70	20.00	0.80	40.00	1.60	63.00	2.50	80.80	3.20	112.40	4.40	x	x	x	
Z13	208.9	8.22	214.0	8.40	20.00	0.80	40.00	1.60	63.00	2.50	88.90	3.50	120.10	4.70	x	x	x	

Molded sprocket



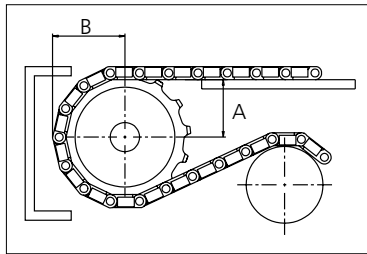
Cast iron sprocket



Machined sprocket



Non standard material and color:
See uni Material and Color Overview.



Please ensure that sufficient size shaft and keyway are chosen for corresponding load.

Other sprocket sizes are available upon request.

Width of tooth: 15.8 mm/0.62 in

Width of sprocket: 42.3 mm/1.67 in

uni Retainer Rings: See uni Retainer Ring data sheet.

uni Idler: See uni Idler data sheet.



Solid advice
For all your belting needs
Local stock & service
www.ammeraalbeltech.com

Ammeraal Beltech Modular A/S
Hjulmagervej 21
DK-7100 Vejle

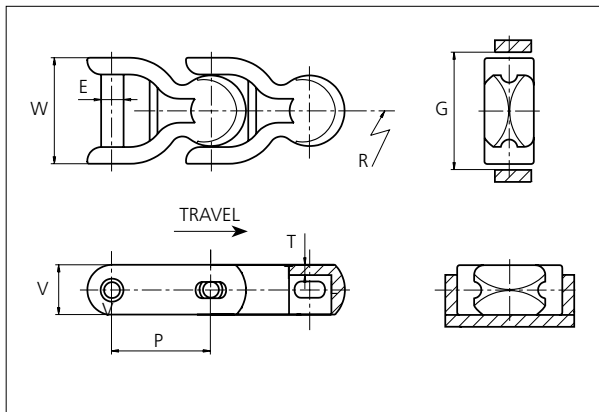
T +45 7572 3100
F +45 7572 3348
admin@unichains.com
www.unichains.com

This information is subject to alteration due to continuous development. Ammeraal Beltech will not be held liable for the incorrect use of the above stated information. This information replaces previous information. All activities performed and services rendered by Ammeraal Beltech are subject to general terms and conditions of sale and delivery, as applied by its operating companies.



uni Flex Plastic Chain

Series **uni 1703** Type -



uni Flex Plastic Chain
 Side flexing chain
 Pitch: 50.0 mm (1.97 in)
 Backflex radius: 75.0 mm (3.00 in)
 Permissible tensile strength:
 POM material 4000 N (899 lbf)
 AR material 2800 N (630 lbf)
 Delivery: 6.1 m (20.0 ft)
 No. of links/box: 122

STANDARD

E		G		P		T		V	
mm	in	mm	in	mm	in	mm	in	mm	in
8.0	0.31	56.9	2.24	50.0	1.97	4.0	0.16	25.0	0.98

All dimensions are for chains in POM material.

Width (W)		Material & color	Pin material	Weight		Min. radius (R)	
mm	in			kg/m	lb/ft	mm	in
53.3	2.10	POM-D W AR W	SS304	1.4	0.94	150.0	5.91

Non standard material and color: See uni Material and Color Overview.
 Non standard pin material: See uni Material and Color Overview.

SIDE FLEXING

PITCH 50.0 MM/1.97 IN



Sprocket

No of teeth	Pitch diameter		Overall-diameter		Min. ø bore		Max. ø bore		Hub-diameter		A-dimension		B-dimension		Molded PA66 LG	Molded Cast Iron	Machined PA66	Machined SS304
	mm	in	mm	in	mm	in	mm	in	mm	in	mm	in	mm	in	Molded	Molded	Machined	Machined
Z8	130.7	5.14	133.0	5.20	20.00	0.80	40.00	1.60	63.00	2.50	47.90	1.90	82.40	3.20	x	x	x	x
Z10	161.8	6.37	166.1	6.50	20.00	0.80	40.00	1.60	63.00	2.50	64.50	2.50	97.30	3.80	x	x	x	x
Z12	193.2	7.61	196.0	7.70	20.00	0.80	40.00	1.60	63.00	2.50	80.80	3.20	112.40	4.40	x	x	x	
Z13	208.9	8.22	214.0	8.40	20.00	0.80	40.00	1.60	63.00	2.50	88.90	3.50	120.10	4.70	x	x	x	

Non standard material and color:
See uni Material and Color Overview.

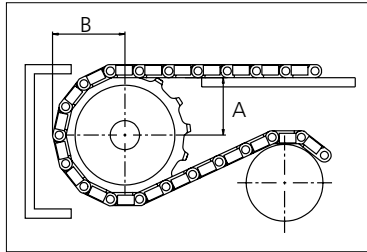
Molded sprocket



Cast iron sprocket



Machined sprocket



Please ensure that sufficient size shaft and keyway are chosen for corresponding load.

Other sprocket sizes are available upon request

Width of tooth: 15.8 mm/0.62 in

Width of sprocket: 42.3 mm/1.67 in

uni Retainer Rings: See uni Retainer Ring data sheet

uni Idler: See uni Idler data sheet

uni 1703/1304



Solid advice
For all your belting needs
Local stock & service
www.ammeraalbeltech.com

Ammeraal Beltech Modular A/S
Hjulmagervej 21
DK-7100 Vejle

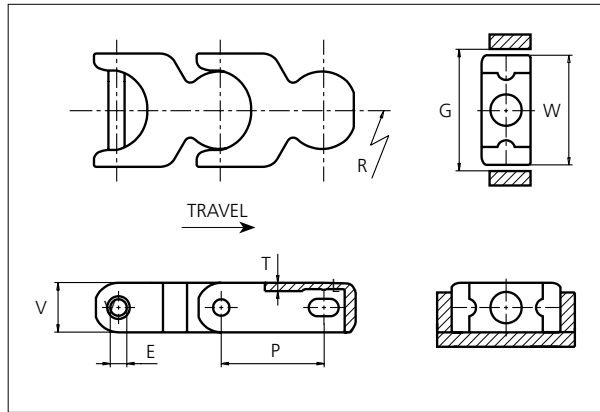
T +45 7572 3100
F +45 7572 3348
admin@unichains.com
www.unichains.com

This information is subject to alteration due to continuous development. Ammeraal Beltech will not be held liable for the incorrect use of the above stated information. This information replaces previous information. All activities performed and services rendered by Ammeraal Beltech are subject to general terms and conditions of sale and delivery, as applied by its operating companies.



uni Flex Plastic Chain

Series **uni 1704** Type -



uni Flex Plastic Chain
 Side flexing chain
 Pitch: 50.0 mm (1.97 in)
 Backflex radius: 75.0 mm (3.00 in)
 Permissible tensile strength:
 POM material 4000 N (899 lbf)

 Delivery: 6.1 m (20.0 ft)
 No. of links/box: 122

STANDARD

E		G		P		T		V	
mm	in	mm	in	mm	in	mm	in	mm	in
8.0	0.31	56.9	2.24	50.0	1.97	4.0	0.16	23.9	0.94

All dimensions are for chains in POM material.

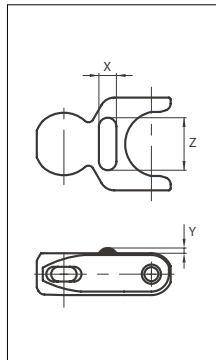
Width (W)		Material & color	Pin material	Weight		Min. radius (R)	
mm	in			kg/m	lb/ft	mm	in
53.3	2.10	POM-D W POM-D G	SS304	1.3	0.87	137.5	5.41

Non standard material and color: See uni Material and Color Overview.
 Non standard pin material: See uni Material and Color Overview.

SIDE FLEXING

Accessories

Rubber Top/NON STANDARD



Link material	Rubber material	X		Z		Y	
		mm	in	mm	in	mm	in
POM-D W	05 I	10.0	0.39	30.0	1.18	3.0	0.12

When ordering, please state the required distance between the Rubber Top.

Other Non Standard rubber profiles:
 See uni Rubber Profile Overview

PITCH 50.0 MM/1.97 IN



Sprocket

No of teeth	Pitch diameter		Overall-diameter		Min. ø bore		Max. ø bore		Hub-diameter		A-dimension		B-dimension		Molded PA66 LG	Molded Cast Iron	Machined PA66	Machined SS304
	mm	in	mm	in	mm	in	mm	in	mm	in	mm	in	mm	in	Molded	Molded	Machined	Machined
Z8	130.7	5.14	133.0	5.20	20.00	0.80	40.00	1.60	63.00	2.50	47.90	1.90	82.40	3.20	x	x	x	x
Z10	161.8	6.37	166.1	6.50	20.00	0.80	40.00	1.60	63.00	2.50	64.50	2.50	97.30	3.80	x	x	x	x
Z12	193.2	7.61	196.0	7.70	20.00	0.80	40.00	1.60	63.00	2.50	80.80	3.20	112.40	4.40	x	x	x	
Z13	208.9	8.22	214.0	8.40	20.00	0.80	40.00	1.60	63.00	2.50	88.90	3.50	120.10	4.70	x	x	x	

Non standard material and color:
See uni Material and Color Overview.

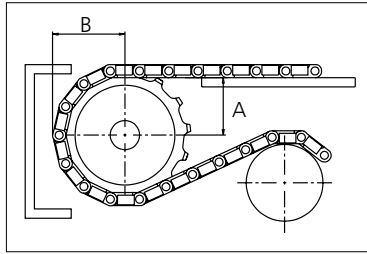
Molded sprocket



Cast iron sprocket



Machined sprocket



Please ensure that sufficient size shaft and keyway are chosen for corresponding load.

Other sprocket sizes are available upon request
Width of tooth: 15.8 mm/0.62 in
Width of sprocket: 42.3 mm/1.67 in
uni Retainer Rings: See uni Retainer Ring data sheet
uni Idler: See uni Idler data sheet

uni 1704/1304



Solid advice
For all your belting needs
Local stock & service
www.ammeraalbeltech.com

Ammeraal Beltech Modular A/S
Hjulmagervej 21
DK-7100 Vejle

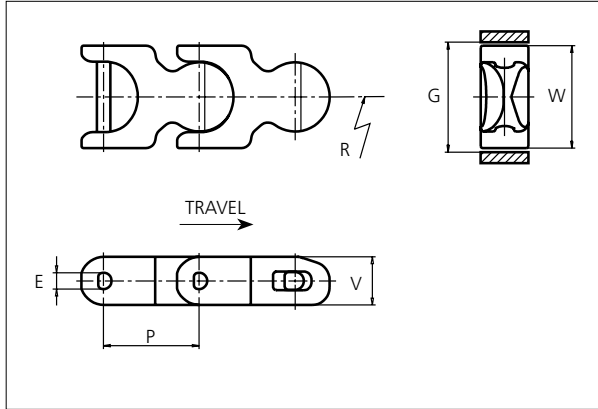
T +45 7572 3100
F +45 7572 3348
admin@unichains.com
www.unichains.com

This information is subject to alteration due to continuous development. Ammeraal Beltech will not be held liable for the incorrect use of the above stated information. This information replaces previous information. All activities performed and services rendered by Ammeraal Beltech are subject to general terms and conditions of sale and delivery, as applied by its operating companies.



uni Flex Plastic Chain

Series **uni 1705** Type -



uni Flex Plastic Chain
 Side flexing chain
 Pitch: 50.0 mm (1.97 in)
 Backflex radius: 75.0 mm (3.00 in)
 Permissible tensile strength:
 POM material 3100 N (689 lbf)

 Delivery: 6.1 m (20.0 ft)
 No. of links/box: 122

STANDARD

E		G		P		V	
mm	in	mm	in	mm	in	mm	in
8.7	0.34	57.0	2.24	50.0	1.97	25.0	0.98

All dimensions are for chains in POM material.

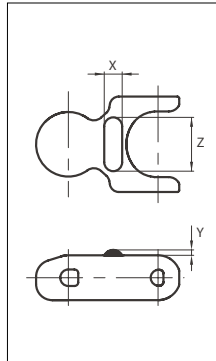
Width (W)		Material & color	Pin material	Weight		Min. radius (R)	
mm	in			kg/m	lb/ft	mm	in
53.2	2.09	POM-D W	SS304	1.4	0.94	136.0	5.35

Non standard material and color: See uni Material and Color Overview.
 Non standard pin material: See uni Material and Color Overview.

SIDE FLEXING

Accessories

Rubber Top/NON STANDARD



Link material	Rubber material	X		Z		Y	
		mm	in	mm	in	mm	in
POM-D W	05 I	10.0	0.39	30.0	1.18	3.0	0.12

When ordering, please state the required distance between the Rubber Top.

Other Non Standard rubber profiles:
 See uni Rubber Profile Overview

PITCH 50.0 MM/1.97 IN



Sprocket

No of teeth	Pitch diameter		Overall-diameter		Min. ø bore		Max. ø bore		Hub-diameter		A-dimension		B-dimension		Molded PA66 LG	Molded Cast Iron	Machined PA66	Machined SS304
	mm	in	mm	in	mm	in	mm	in	mm	in	mm	in	mm	in				
Z8	130.7	5.14	133.0	5.20	20.00	0.80	40.00	1.60	63.00	2.50	47.90	1.90	82.40	3.20	x	x	x	x
Z10	161.8	6.37	166.1	6.50	20.00	0.80	40.00	1.60	63.00	2.50	64.50	2.50	97.30	3.80	x	x	x	x
Z12	193.2	7.61	196.0	7.70	20.00	0.80	40.00	1.60	63.00	2.50	80.80	3.20	112.40	4.40	x	x	x	
Z13	208.9	8.22	214.0	8.40	20.00	0.80	40.00	1.60	63.00	2.50	88.90	3.50	120.10	4.70	x	x	x	

Molded sprocket



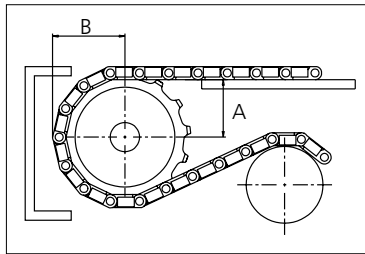
Cast iron sprocket



Machined sprocket



Non standard material and color:
See uni Material and Color Overview.



Please ensure that sufficient size shaft and keyway are chosen for corresponding load.

Other sprocket sizes are available upon request

Width of tooth: 15.8 mm/0.62 in

Width of sprocket: 42.3 mm/1.67 in

uni Retainer Rings: See uni Retainer Ring data sheet

uni Idler: See uni Idler data sheet

uni 1705/0412



Solid advice
For all your belting needs
Local stock & service
www.ammeraalbeltech.com

Ammeraal Beltech Modular A/S
Hjulmagervej 21
DK-7100 Vejle

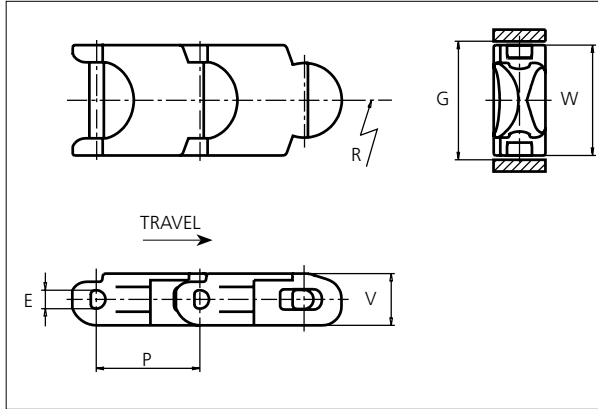
T +45 7572 3100
F +45 7572 3348
admin@unichains.com
www.unichains.com

This information is subject to alteration due to continuous development. Ammeraal Beltech will not be held liable for the incorrect use of the above stated information. This information replaces previous information. All activities performed and services rendered by Ammeraal Beltech are subject to general terms and conditions of sale and delivery, as applied by its operating companies.



uni Flex Plastic Chain

Series **uni 1706** Type -



uni Flex Plastic Chain
 Side flexing chain
 Pitch: 50.0 mm (1.97 in)
 Backflex radius: 120.0 mm (4.70 in)
 Permissible tensile strength:
 POM material 3100 N (689 lbf)

 Delivery: 6.1 m (20.0 ft)
 No. of links/box: 122

STANDARD

E		G		P		V	
mm	in	mm	in	mm	in	mm	in
8.7	0.34	57.0	2.24	50.0	1.97	24.0	0.95

All dimensions are for chains in POM material.

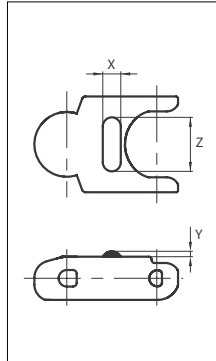
Width (W)		Material & color	Pin material	Weight		Min. radius (R)	
mm	in			kg/m	lb/ft	mm	in
53.2	2.09	POM-D W	SS304	1.4	0.94	150.0	5.91

Non standard material and color: See uni Material and Color Overview.
 Non standard pin material: See uni Material and Color Overview.

UNI FLEX PLASTIC CHAIN

Accessories

Rubber Top/NON STANDARD



Link material	Rubber material	X		Z		Y	
		mm	in	mm	in	mm	in
POM-D W	05 I	10.0	0.39	30.0	1.18	3.0	0.12

When ordering, please state the required distance between the Rubber Top.

Other Non Standard rubber profiles:
 See uni Rubber Profile Overview

PITCH 50.0 MM/1.97 IN



Sprocket

No of teeth	Pitch diameter		Overall-diameter		Min. ø bore		Max. ø bore		Hub-diameter		A-dimension		B-dimension		Molded PA66 LG	Molded Cast Iron	Machined PA66	Machined SS304
	mm	in	mm	in	mm	in	mm	in	mm	in	mm	in	mm	in	Molded	Molded	Machined	Machined
Z8	130.7	5.14	133.0	5.20	20.00	0.80	40.00	1.60	63.00	2.50	47.90	1.90	82.40	3.20	x	x	x	x
Z10	161.8	6.37	166.1	6.50	20.00	0.80	40.00	1.60	63.00	2.50	64.50	2.50	97.30	3.80	x	x	x	x
Z12	193.2	7.61	196.0	7.70	20.00	0.80	40.00	1.60	63.00	2.50	80.80	3.20	112.40	4.40	x	x	x	
Z13	208.9	8.22	214.0	8.40	20.00	0.80	40.00	1.60	63.00	2.50	88.90	3.50	120.10	4.70	x	x	x	

Non standard material and color:
See uni Material and Color Overview.

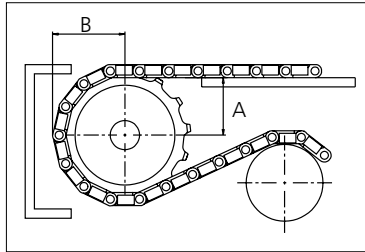
Molded sprocket



Cast iron sprocket



Machined sprocket



Please ensure that sufficient size shaft and keyway are chosen for corresponding load.

Other sprocket sizes are available upon request
Width of tooth: 15.8 mm/0.62 in
Width of sprocket: 42.3 mm/1.67 in
uni Retainer Rings: See uni Retainer Ring data sheet
uni Idler: See uni Idler data sheet

uni 1706/1304



Solid advice
For all your belting needs
Local stock & service
www.ammeraalbeltech.com

Ammeraal Beltech Modular A/S
Hjulmagervej 21
DK-7100 Vejle

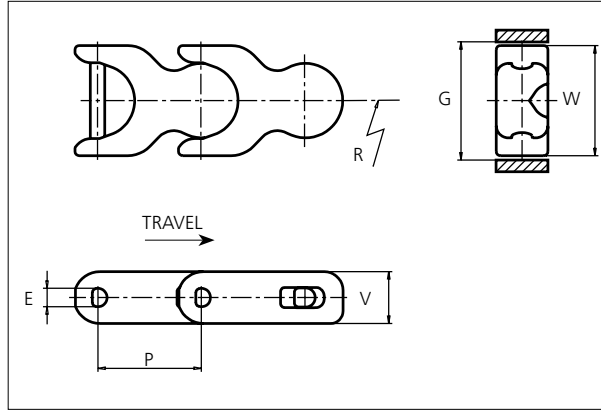
T +45 7572 3100
F +45 7572 3348
admin@unichains.com
www.unichains.com

This information is subject to alteration due to continuous development. Ammeraal Beltech will not be held liable for the incorrect use of the above stated information. This information replaces previous information. All activities performed and services rendered by Ammeraal Beltech are subject to general terms and conditions of sale and delivery, as applied by its operating companies.



uni Flex Plastic Chain

Series **uni 1707** Type -



uni Flex Plastic Chain
 Side flexing chain
 Pitch: 50.0 mm (1.97 in)
 Backflex radius: 70.0 mm (2.80 in)
 Permissible tensile strength:
 POM material 3200 N (719 lbf)

 Delivery: 6.1 m (20.0 ft)
 No. of links/box: 122

NON STANDARD

E		G		P		V	
mm	in	mm	in	mm	in	mm	in
8.7	0.34	57.0	2.24	50.0	1.97	25.0	0.98

All dimensions are for chains in POM material.

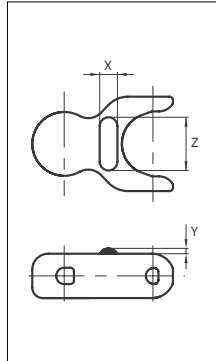
Width (W)		Recommended material & color	Recommended Pin material	Weight		Min. radius (R)	
mm	in			kg/m	lb/ft	mm	in
53.2	2.09	POM-D W	SS304	-	-	135.0	5.31

Non standard material and color: See uni Material and Color Overview.
 Non standard pin material: See uni Material and Color Overview.

SIDE FLEXING

Accessories

Rubber Top



Link material	Rubber material	X		Z		Y	
		mm	in	mm	in	mm	in
POM-D W	05 I	10.0	0.39	30.0	1.18	3.0	0.12

When ordering, please state the required distance between the Rubber Top.

Other Non Standard rubber profiles:
 See uni Rubber Profile Overview

PITCH 50.0 MM/1.97 IN



Sprocket

No of teeth	Pitch diameter		Overall-diameter		Min. ø bore		Max. ø bore		Hub-diameter		A-dimension		B-dimension		Molded PA66 LG	Molded Cast Iron	Machined PA66	Machined SS304
	mm	in	mm	in	mm	in	mm	in	mm	in	mm	in	mm	in				
Z8	130.7	5.14	133.0	5.20	20.00	0.80	40.00	1.60	63.00	2.50	47.90	1.90	82.40	3.20	x	x	x	x
Z10	161.8	6.37	166.1	6.50	20.00	0.80	40.00	1.60	63.00	2.50	64.50	2.50	97.30	3.80	x	x	x	x
Z12	193.2	7.61	196.0	7.70	20.00	0.80	40.00	1.60	63.00	2.50	80.80	3.20	112.40	4.40	x	x	x	
Z13	208.9	8.22	214.0	8.40	20.00	0.80	40.00	1.60	63.00	2.50	88.90	3.50	120.10	4.70	x	x	x	

Non standard material and color:
See uni Material and Color Overview.

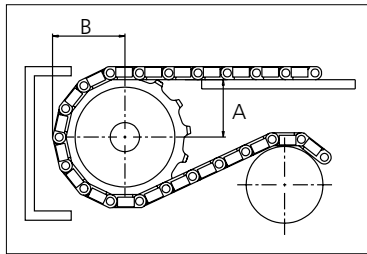
Molded sprocket



Cast iron sprocket



Machined sprocket



Please ensure that sufficient size shaft and keyway are chosen for corresponding load.

Other sprocket sizes are available upon request
Width of tooth: 15.8 mm/0.62 in
Width of sprocket: 42.3 mm/1.67 in
uni Retainer Rings: See uni Retainer Ring data sheet
uni Idler: See uni Idler data sheet

uni 1707/1304



Solid advice
For all your belting needs
Local stock & service
www.ammeraalbeltech.com

Ammeraal Beltech Modular A/S
Hjulmagervej 21
DK-7100 Vejle

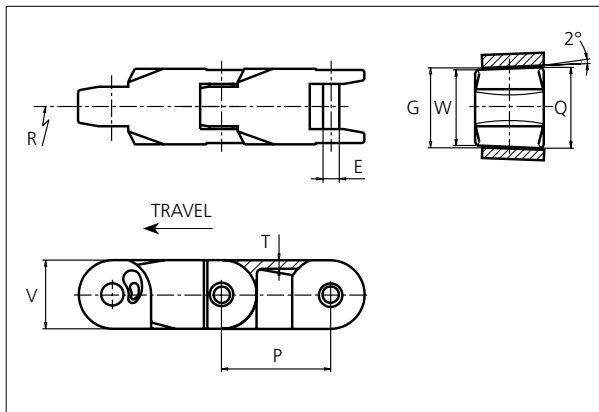
T +45 7572 3100
F +45 7572 3348
admin@unichains.com
www.unichains.com

This information is subject to alteration due to continuous development. Ammeraal Beltech will not be held liable for the incorrect use of the above stated information. This information replaces previous information. All activities performed and services rendered by Ammeraal Beltech are subject to general terms and conditions of sale and delivery, as applied by its operating companies.



uni Flex Plastic Chain

Series **uni 2500** Type -



uni Flex Plastic Chain
 Side flexing chain
 Pitch: 63.5 mm (2.50 in)
 Backflex radius: 75.0 mm (3.00 in)
 Permissible tensile strength:
 POM material 7500 N (1686 lbf)

 Delivery: 6.1 m (20.0 ft)
 No. of links/box: 96

E		G		P		Q		T		V	
mm	in	mm	in	mm	in	mm	in	mm	in	mm	in
9.5	0.37	46.4	1.83	63.5	2.50	47.0	1.85	5.0	0.20	40.0	1.57

All dimensions are for chains in POM material.

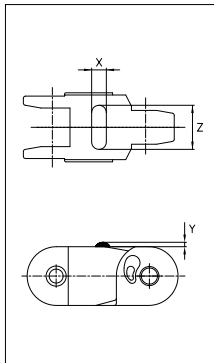
Width (W)		Material & color	Pin material	Weight		Min. radius (R)	
mm	in			kg/m	lb/ft	mm	in
44.0	1.73	POM-D W	SS304	2.0	1.34	600.0	23.62

Non standard material and color: See uni Material and Color Overview.

Non standard pin material: See uni Material and Color Overview.

Accessories

Rubber Top/NON STANDARD



When ordering, please state the required distance between the Rubber Top.

Other Non Standard rubber profiles:
 See uni Rubber Profile Overview

Link material	Rubber material	Z		X		Y	
		mm	in	mm	in	mm	in
POM-D W	05 I	30.0	1.18	10.0	0.39	3.0	0.12


STANDARD

SIDE FLEXING

PITCH 63.5 MM/2.50 IN

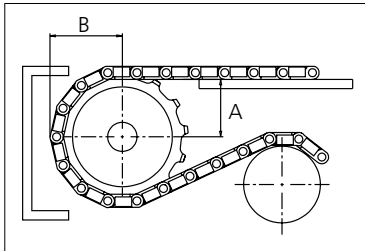


Sprocket

No of teeth	Pitch diameter		Overall-diameter		Min. ø bore		Max. ø bore		Hub-diameter		A-dimension		B-dimension		Molded PA66 LG	Machined PA66 
	mm	in	mm	in	mm	in	mm	in	mm	in	mm	in	mm	in		
Z6	126.7	4.99	136.0	5.35	20.00	0.8	40.00	1.6	63.00	2.5	35.00	1.4	83.30	3.3		x
Z8	165.7	6.52	176.0	6.93	20.00	0.8	40.00	1.6	73.50	2.9	56.70	2.2	102.80	4.0		x
Z15	305.3	12.02	317.4	12.50	20.00	0.8	40.00	1.6	73.50	2.9	129.40	5.1	172.70	6.8		x

Non standard material and color:
See uni Material and Color Overview.

Machined sprocket



Please ensure that sufficient size shaft and keyway are chosen for corresponding load.

Other sprocket sizes are available upon request
Width of tooth: 11.0 mm/0.43 in
Width of sprocket: 42.3 mm/1.66 in
uni Retainer Rings: See uni Retainer Ring data sheet

uni 2500/1304



Solid advice
For all your belting needs
Local stock & service
www.ammeraalbeltech.com

Ammeraal Beltech Modular A/S
Hjulmagervej 21
DK-7100 Vejle

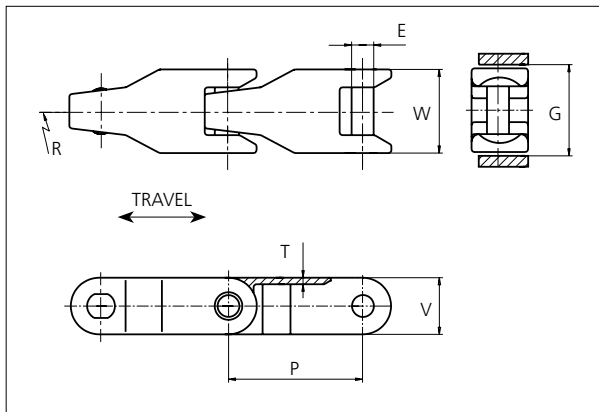
T +45 7572 3100
F +45 7572 3348
admin@unichains.com
www.unichains.com

This information is subject to alteration due to continuous development. Ammeraal Beltech will not be held liable for the incorrect use of the above stated information. This information replaces previous information. All activities performed and services rendered by Ammeraal Beltech are subject to general terms and conditions of sale and delivery, as applied by its operating companies.



uni Flex Plastic Chain

Series **uni 2600** Type **C**



uni Flex Plastic Chain
 Side flexing chain
 Pitch: 63.5 mm (2.50 in)
 Backflex radius: 75.0 mm (3.00 in)
 Permissible tensile strength:
 POM material 6000 N (1686 lbf)

 Delivery: 6.1 m (20.0 ft)
 No. of links/box: 96

STANDARD

E		G		P		T		V	
mm	in	mm	in	mm	in	mm	in	mm	in
11.0	0.43	44.5	1.75	63.5	2.50	3.5	0.14	28.4	1.12

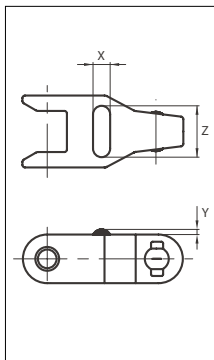
All dimensions are for chains in POM material.

Width (W)		Material & color	Pin material	Weight		Min. radius (R)	
mm	in			kg/m	lb/ft	mm	in
42.0	1.65	POM-D W G B	SS304	1.4	0.94	600.0	23.62

Non standard material and color: See uni Material and Color Overview.
 Non standard pin material: See uni Material and Color Overview.

Accessories

Rubber Top/NON STANDARD



When ordering, please state the required distance between the Rubber Top.

Other Non Standard rubber profiles:
 See uni Rubber Profile Overview.

Link material	Rubber material	Z		X		Y	
		mm	in	mm	in	mm	in
POM-D W	05 I	30.0	1.18	10.0	0.39	3.0	0.12

SIDE FLEXING

PITCH 63.5 MM/2.50 IN



Sprocket

No of teeth	Pitch diameter		Overall-diameter		Min. ø bore		Max. ø bore		Hub-diameter		A-dimension		B-dimension		Molded PA66 LG	Molded Cast iron	Machined SS304
	mm	in	mm	in	mm	in	mm	in	mm	in	mm	in	mm	in			
Z6	127.0	5.00	128.0	5.04	20.0	0.79	40.0	1.57	63.0	2.48	40.8	1.61	78.1	3.07	x	x	
Z8	165.9	6.53	168.9	6.65	20.0	0.79	50.0	1.97	73.5	2.89	62.5	2.46	97.5	3.84	x	x	x
Z10	205.5	8.09	210.5	8.29	20.0	0.79	50.0	1.97	73.5	2.89	83.5	3.29	117.2	4.61	x	x	
Z11	225.4	8.87	231.4	9.11	20.0	0.79	50.0	1.97	73.5	2.89	93.9	3.70	127.1	5.00	x	x	

Non standard material and color:
See uni Material and Color Overview.

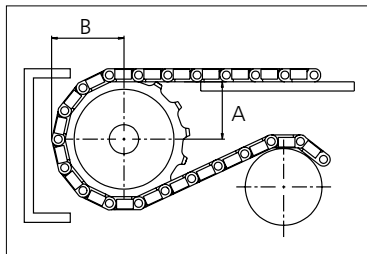
Machined sprocket



Cast iron sprocket



SS304 sprocket



Please ensure that sufficient size shaft and keyway are chosen for corresponding load.

Other sprocket sizes are available upon request

Width of tooth: 11.0 mm/0.43 in

Width of sprocket: 42.3 mm/1.66 in

uni Retainer Rings: See uni Retainer Ring data sheet


uni 2600 C/141127



Conveyor Belts



Seamless Belts



Modular Belts



Timing Belts



Transmission Belts



Fabrication & service

Expert advice, quality solutions and local service for all your belting needs
www.ammeraalbeltech.com

Ammeraal Beltech Modular A/S
Hjulmagervej 21
DK-7100 Vejle

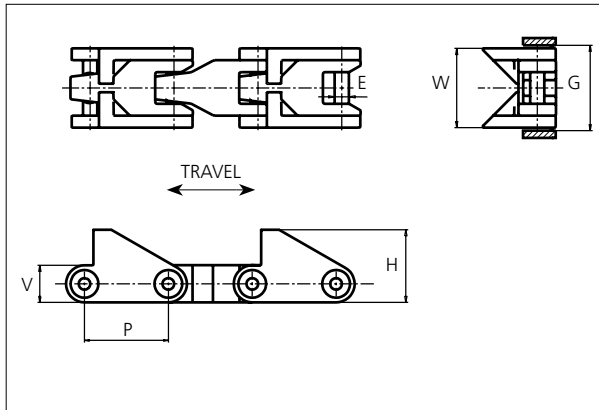
T +45 7572 3100
F +45 7572 3348
admin@unichains.com
www.unichains.com

This information is subject to alteration due to continuous development. Ammeraal Beltech will not be held liable for the incorrect use of the above stated information. This information replaces previous information. All activities performed and services rendered by Ammeraal Beltech are subject to general terms and conditions of sale and delivery, as applied by its operating companies.



uni Flex Plastic Chain

Series **uni 2600** Type **CV**



uni Flex Plastic Chain
 Side flexing chain
 Pitch: 63.5 mm (2.50 in)
 Backflex radius: 75.0 mm (3.00 in)
 Permissible tensile strength:
 POM material: 6000 N (1349 lbf)

 Delivery: 6.1 m (20.0 ft)
 No. of links/box: 96

E		G		H		P		V	
mm	in	mm	in	mm	in	mm	in	mm	in
11.0	0.43	64.0	2.52	55.0	2.17	63.5	2.50	28.4	1.12

All dimensions are for chains in POM material.

Width (W)		Recommended Material & color	Recommended Pin material	Weight	
mm	in			kg/m	lb/ft
61.5	2.42	POM-D W	SS304	2.1	1.41

Non standard material and color: See uni Material and Color Overview.

Non standard pin material: See uni Material and Color Overview.

NON STANDARD

SIDE FLEXING

PITCH 63.5 MM/2.50 IN



Sprocket

No of teeth	Pitch diameter		Overall-diameter		Min. ø bore		Max. ø bore		Hub-diameter		A-dimension		B-dimension		Molded PA66 LG	Molded Cast iron	Machined SS304
	mm	in	mm	in	mm	in	mm	in	mm	in	mm	in	mm	in			
Z6	127.0	5.00	128.0	5.04	20.0	0.79	40.0	1.57	63.0	2.48	40.8	1.61	78.1	3.07	x	x	
Z8	165.9	6.53	168.9	6.65	20.0	0.79	50.0	1.97	73.5	2.89	62.5	2.46	97.5	3.84	x	x	x
Z10	205.5	8.09	210.5	8.29	20.0	0.79	50.0	1.97	73.5	2.89	83.5	3.29	117.2	4.61	x	x	
Z11	225.4	8.87	231.4	9.11	20.0	0.79	50.0	1.97	73.5	2.89	93.9	3.70	127.1	5.00	x	x	

Non standard material and color:
See uni Material and Color Overview.

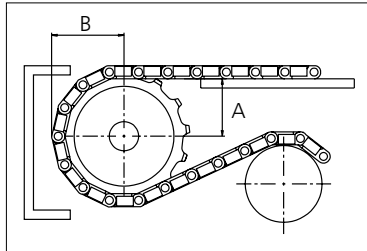
Machined sprocket



Cast iron sprocket



SS304 sprocket



Please ensure that sufficient size shaft and keyway are chosen for corresponding load.

Other sprocket sizes are available upon request
Width of tooth: 11.0 mm/0.43 in
Width of sprocket: 42.3 mm/1.66 in
uni Retainer Rings: See uni Retainer Ring data sheet



Conveyor



Seamless



Modular



Timing



Transmission



Fabrication & service

Solid advice
For all your belting needs
Local stock & service
www.ammeraalbeltech.com

Ammeraal Beltech Modular A/S
Hjulmagervej 21
DK-7100 Vejle

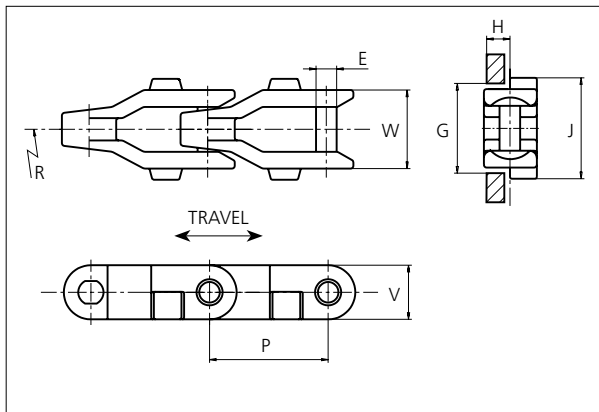
T +45 7572 3100
F +45 7572 3348
admin@unichains.com
www.unichains.com

This information is subject to alteration due to continuous development. Ammeraal Beltech will not be held liable for the incorrect use of the above stated information. This information replaces previous information. All activities performed and services rendered by Ammeraal Beltech are subject to general terms and conditions of sale and delivery, as applied by its operating companies.



uni Flex Plastic Chain

Series **uni 2600** Type **Tab O**



uni Flex Plastic Chain
 Side flexing chain
 Pitch: 63.5 mm (2.50 in)
 Backflex radius: 75.0 mm (3.00 in)
 Permissible tensile strength:
 POM material: 6000 N (1349 lbf)

 Delivery: 6.1 m (20.0 ft)
 No. of links/box: 96

E		G		H		J		P		V	
mm	in	mm	in	mm	in	mm	in	mm	in	mm	in
11.0	0.43	44.5	1.75	14.0	0.55	54.0	2.13	63.5	2.50	28.4	1.12

All dimensions are for chains in POM material.

Width (W)		Material & color	Pin material	Weight		Min. radius (R)	
mm	in			kg/m	lb/ft	mm	in
42.0	1.65	POM-D W G B POM-SLF DG	SS304	1.4	0.94	600	23.62

Non standard material and color: See uni Material and Color Overview.
 Non standard pin material: See uni Material and Color Overview.

STANDARD

SIDE FLEXING CHAIN

PITCH 63.5 MM/2.50 IN



Sprocket

No of teeth	Pitch diameter		Overall-diameter		Min. ø bore		Max. ø bore		Hub-diameter		A-dimension		B-dimension		Molded PA66 LG	Molded Cast iron	Machined SS304
	mm	in	mm	in	mm	in	mm	in	mm	in	mm	in	mm	in			
Z6	127.0	5.00	128.0	5.04	20.0	0.79	40.0	1.57	63.0	2.48	40.8	1.61	78.1	3.07	x	x	
Z8	165.9	6.53	168.9	6.65	20.0	0.79	50.0	1.97	73.5	2.89	62.5	2.46	97.5	3.84	x	x	x
Z10	205.5	8.09	210.5	8.29	20.0	0.79	50.0	1.97	73.5	2.89	83.5	3.29	117.2	4.61	x	x	
Z11	225.4	8.87	231.4	9.11	20.0	0.79	50.0	1.97	73.5	2.89	93.9	3.70	127.1	5.00	x	x	

Non standard material and color:
See uni Material and Color Overview.

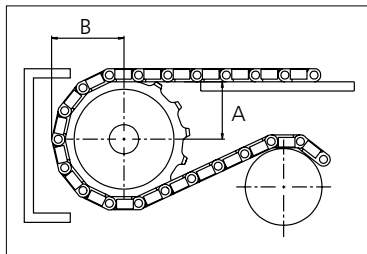
Machined sprocket



Cast iron sprocket



SS304 sprocket



Please ensure that sufficient size shaft and keyway are chosen for corresponding load.

Other sprocket sizes are available upon request

Width of tooth: 11.0 mm/0.43 in

Width of sprocket: 42.3 mm/1.66 in


uni Retainer Rings: See uni Retainer Ring data sheet



Conveyor Belts



Seamless Belts



Modular Belts



Timing Belts



Transmission Belts



Fabrication & service

Expert advice, quality solutions and local service for all your belting needs
www.ammeraalbeltech.com

Ammeraal Beltech Modular A/S
Hjulmagervej 21
DK-7100 Vejle

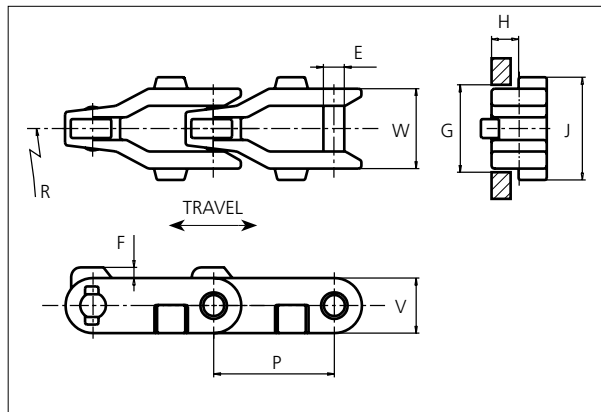
T +45 7572 3100
F +45 7572 3348
admin@unichains.com
www.unichains.com

This information is subject to alteration due to continuous development. Ammeraal Beltech will not be held liable for the incorrect use of the above stated information. This information replaces previous information. All activities performed and services rendered by Ammeraal Beltech are subject to general terms and conditions of sale and delivery, as applied by its operating companies.



uni Flex Plastic Chain

Series **uni 2600** Type **Tab O M**



uni Flex Plastic Chain
 Side flexing chain
 Pitch: 63.5 mm (2.50 in)
 Backflex radius: 75.0 mm (3.00 in)
 Permissible tensile strength:
 POM material 6000 N (1349 lbf)

 Delivery: 6.1 m (20.0 ft)
 No. of links/box: 96

E		G		F		H		J		P		V	
mm	in	mm	in	mm	in	mm	in	mm	in	mm	in	mm	in
11.0	0.43	44.5	1.75	5.6	0.22	14.0	0.55	54.0	2.13	63.5	2.50	28.4	1.12

All dimensions are for chains in POM material.

Width (W)		Recommended Material & color	Recommended Pin material	Weight		Min. radius R	
mm	in			kg/m	lb/ft	mm	in
42.0	1.65	POM-D W POM-LF BR	SS304	1.6	1.08	600.0	23.62

Non standard material and color: See uni Material and Color Overview.

Non standard pin material: See uni Material and Color Overview.

When ordering, please, state the required distance between the product supports.

NON STANDARD

SIDE FLEXING

PITCH 63.5 MM/2.50 IN



Sprocket

No of teeth	Pitch diameter		Overall-diameter		Min. ø bore		Max. ø bore		Hub-diameter		A-dimension		B-dimension		PA66 LG	Cast iron	SS304
	mm	in	mm	in	mm	in	mm	in	mm	in	mm	in	mm	in	Molded	Molded	Machined
Z6	127.0	5.00	128.0	5.04	20.0	0.79	40.0	1.57	63.0	2.48	40.8	1.61	78.1	3.07	x	x	
Z8	165.9	6.53	168.9	6.65	20.0	0.79	50.0	1.97	73.5	2.89	62.5	2.46	97.5	3.84	x	x	x
Z10	205.5	8.09	210.5	8.29	20.0	0.79	50.0	1.97	73.5	2.89	83.5	3.29	117.2	4.61	x	x	
Z11	225.4	8.87	231.4	9.11	20.0	0.79	50.0	1.97	73.5	2.89	93.9	3.70	127.1	5.00	x	x	

Non standard material and color:
See uni Material and Color Overview.

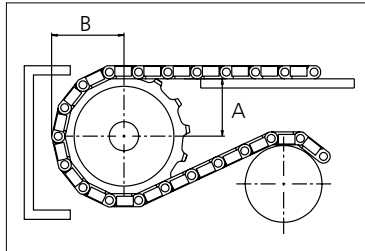
Machined sprocket



Cast iron sprocket



SS304 sprocket



Please ensure that sufficient size shaft and keyway are chosen for corresponding load.

Other sprocket sizes are available upon request
Width of tooth: 11.0 mm/0.43 in
Width of sprocket: 42.3 mm/1.66 in
uni Retainer Rings: See uni Retainer Ring data sheet



Solid advice
For all your belting needs
Local stock & service
www.ammeraalbeltech.com

Ammeraal Beltech Modular A/S
Hjulmagervej 21
DK-7100 Vejle

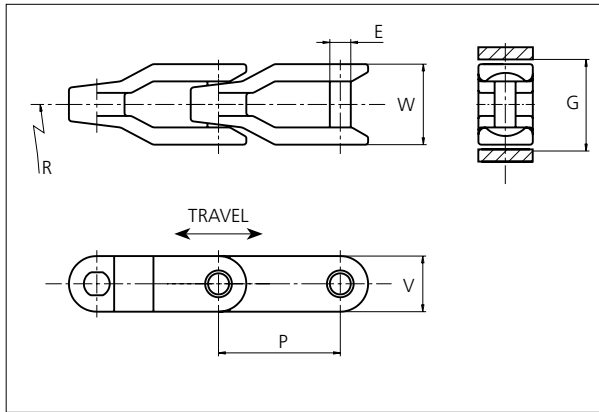
T +45 7572 3100
F +45 7572 3348
admin@unichains.com
www.unichains.com

This information is subject to alteration due to continuous development. Ammeraal Beltech will not be held liable for the incorrect use of the above stated information. This information replaces previous information. All activities performed and services rendered by Ammeraal Beltech are subject to general terms and conditions of sale and delivery, as applied by its operating companies.



uni Flex Plastic Chain

Series **uni 2600** Type **O**



uni Flex Chains
 Side flexing chain
 Pitch: 63.5 mm (2.50 in)
 Backflex radius: 75.0 mm (3.00 in)
 Permissible tensile strength:
 POM material: 6000 N (1349 lbf)

 Delivery: 6.1 m (20.0 ft)
 No. of links/box: 96

STANDARD

E		G		P		V	
mm	in	mm	in	mm	in	mm	in
11.0	0.43	44.5	1.75	63.5	2.50	28.4	1.12

All dimensions are for chains in POM material.

Width (W)		Material & color	Pin material	Weight		Min. radius (R)	
mm	in			kg/m	lb/ft	mm	in
42.0	1.65	POM-D W G B	SS304	1.3	0.87	600	23.62

Non standard material and color: See uni Material and Color Overview.
 Non standard pin material: See uni Material and Color Overview.

SIDE FLEXING

PITCH 63.5 MM/2.50 IN



Sprocket

No of teeth	Pitch diameter		Overall-diameter		Min. ϕ bore		Max. ϕ bore		Hub-diameter		A-dimension		B-dimension		Molded PA66 LG	Molded Cast iron	Machined SS304
	mm	in	mm	in	mm	in	mm	in	mm	in	mm	in	mm	in			
Z6	127.0	5.00	128.0	5.04	20.0	0.79	40.0	1.57	63.0	2.48	40.8	1.61	78.1	3.07	x	x	
Z8	165.9	6.53	168.9	6.65	20.0	0.79	50.0	1.97	73.5	2.89	62.5	2.46	97.5	3.84	x	x	x
Z10	205.5	8.09	210.5	8.29	20.0	0.79	50.0	1.97	73.5	2.89	83.5	3.29	117.2	4.61	x	x	
Z11	225.4	8.87	231.4	9.11	20.0	0.79	50.0	1.97	73.5	2.89	93.9	3.70	127.1	5.00	x	x	

Non standard material and color:
See uni Material and Color Overview.

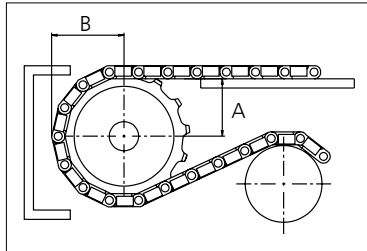
Machined sprocket



Cast iron sprocket



SS304 sprocket



Please ensure that sufficient size shaft and keyway are chosen for corresponding load.

Other sprocket sizes are available upon request

Width of tooth: 11.0 mm/0.43 in

Width of sprocket: 42.3 mm/1.66 in

uni Retainer Rings: See uni Retainer Ring data sheet


uni 2600 O/141202



Conveyor Belts



Seamless Belts



Modular Belts



Timing Belts



Transmission Belts



Fabrication & service

Expert advice, quality solutions and local service for all your belting needs
www.ammeraalbeltech.com

Ammeraal Beltech Modular A/S
Hjulmagervej 21
DK-7100 Vejle

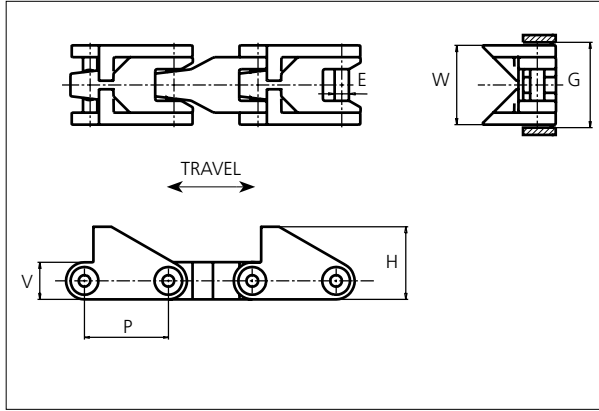
T +45 7572 3100
F +45 7572 3348
admin@unichains.com
www.unichains.com

This information is subject to alteration due to continuous development. Ammeraal Beltech will not be held liable for the incorrect use of the above stated information. This information replaces previous information. All activities performed and services rendered by Ammeraal Beltech are subject to general terms and conditions of sale and delivery, as applied by its operating companies.



uni Flex Plastic Chain

Series **uni 2600** Type **OV**



uni Flex Plastic Chain
 Side flexing chain
 Pitch: 63.5 mm (2.50 in)
 Backflex radius: 75.0 mm (3.00 in)
 Permissible tensile strength:
 POM material: 6000 N (1349 lbf)

 Delivery: 6.1 m (20.0 ft)
 No. of links/box: 96

NON STANDARD

E		G		H		P		V	
mm	in	mm	in	mm	in	mm	in	mm	in
11.0	0.43	64.0	2.25	55.0	2.17	63.5	2.50	28.4	1.12

All dimensions are for chains in POM material.

Width (W)		Recommended Material & color	Recommended Pin material	Weight	
mm	in			kg/m	lb/ft
61.5	2.42	POM-D W	SS304	2.0	1.34

Non standard material and color: See uni Material and Color Overview.
 Non standard pin material: See uni Material and Color Overview.

SIDE FLEXING

PITCH 63.5 MM/2.50 IN



Sprocket

No of teeth	Pitch diameter		Overall-diameter		Min. ø bore		Max. ø bore		Hub-diameter		A-dimension		B-dimension		PA66 LG	Cast iron	SS304
	mm	in	mm	in	mm	in	mm	in	mm	in	mm	in	mm	in	Molded	Molded	Machined
Z6	127.0	5.00	128.0	5.04	20.0	0.79	40.0	1.57	63.0	2.48	40.8	1.61	78.1	3.07	x	x	
Z8	165.9	6.53	168.9	6.65	20.0	0.79	50.0	1.97	73.5	2.89	62.5	2.46	97.5	3.84	x	x	x
Z10	205.5	8.09	210.5	8.29	20.0	0.79	50.0	1.97	73.5	2.89	83.5	3.29	117.2	4.61	x	x	
Z11	225.4	8.87	231.4	9.11	20.0	0.79	50.0	1.97	73.5	2.89	93.9	3.70	127.1	5.00	x	x	

Non standard material and color:
See uni Material and Color Overview.

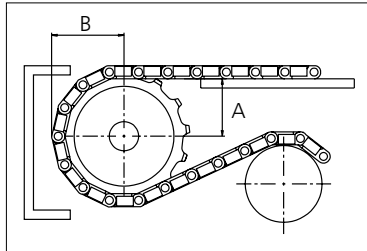
Machined sprocket



Cast iron sprocket



SS304 sprocket



Please ensure that sufficient size shaft and keyway are chosen for corresponding load.

Other sprocket sizes are available upon request
Width of tooth: 11.0 mm/0.43 in
Width of sprocket: 42.3 mm/1.66 in
uni Retainer Rings: See uni Retainer Ring data sheet



Solid advice
For all your belting needs
Local stock & service
www.ammeraalbeltech.com

Ammeraal Beltech Modular A/S
Hjulgagervej 21
DK-7100 Vejle

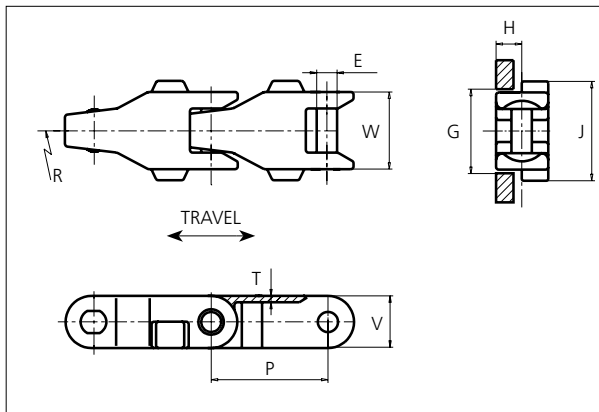
T +45 7572 3100
F +45 7572 3348
admin@unichains.com
www.unichains.com

This information is subject to alteration due to continuous development. Ammeraal Beltech will not be held liable for the incorrect use of the above stated information. This information replaces previous information. All activities performed and services rendered by Ammeraal Beltech are subject to general terms and conditions of sale and delivery, as applied by its operating companies.



uni Flex Plastic Chain

Series **uni 2600** Type **Tab C**



uni Flex Plastic Chain
 Side flexing chain
 Pitch: 63.5 mm (2.50 in)
 Backflex radius: 75.0 mm (3.00 in)
 Permissible tensile strength:
 POM material: 6000 N (1349 lbf)

 Delivery: 6.1 m (20.0 ft)
 No. of links/box: 96

STANDARD

E		G		H		J		P		T		V	
mm	in	mm	in	mm	in	mm	in	mm	in	mm	in	mm	in
11.0	0.43	44.5	1.75	14.0	0.55	54.0	2.13	63.5	2.50	3.5	0.14	28.4	1.12

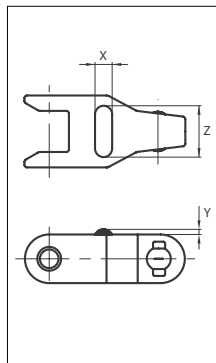
All dimensions are for chains in POM material.

Width (W)		Material & color	Pin material	Weight		Min. radius (R)	
mm	in			kg/m	lb/ft	mm	in
42.0	1.65	POM-D W G B	SS304	1.5	1.00	600	23.62

Non standard material and color: See uni Material and Color Overview.
 Non standard pin material: See uni Material and Color Overview.

Accessories

Rubber Top/NON STANDARD



Link material	Rubber material	Z		X		Y	
		mm	in	mm	in	mm	in
POM-D W	05 I	30.0	1.18	10.0	0.39	3.0	0.12

When ordering, please state the required distance between the Rubber Top.

Other Non Standard rubber profiles:
 See uni Rubber Profile Overview.

SIDE FLEXING

PITCH 63.5 MM/2.50 IN



Sprocket

No of teeth	Pitch diameter		Overall-diameter		Min. ø bore		Max. ø bore		Hub-diameter		A-dimension		B-dimension		Molded PA66 LG	Molded Cast iron	Machined SS304
	mm	in	mm	in	mm	in	mm	in	mm	in	mm	in	mm	in			
Z6	127.0	5.00	128.0	5.04	20.0	0.79	40.0	1.57	63.0	2.48	40.8	1.61	78.1	3.07	x	x	
Z8	165.9	6.53	168.9	6.65	20.0	0.79	50.0	1.97	73.5	2.89	62.5	2.46	97.5	3.84	x	x	x
Z10	205.5	8.09	210.5	8.29	20.0	0.79	50.0	1.97	73.5	2.89	83.5	3.29	117.2	4.61	x	x	
Z11	225.4	8.87	231.4	9.11	20.0	0.79	50.0	1.97	73.5	2.89	93.9	3.70	127.1	5.00	x	x	

Non standard material and color:
See uni Material and Color Overview.

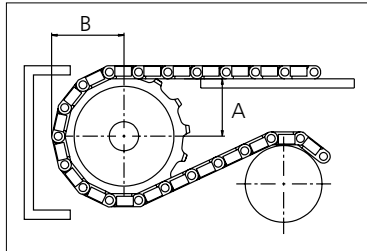
Machined sprocket



Cast iron sprocket



SS304 sprocket



Please ensure that sufficient size shaft and keyway are chosen for corresponding load.

Other sprocket sizes are available upon request
Width of tooth: 11.0 mm/0.43 in
Width of sprocket: 42.3 mm/1.66 in
uni Retainer Rings: See uni Retainer Ring data sheet



Conveyor Belts



Seamless Belts



Modular Belts



Timing Belts



Transmission Belts



Fabrication & service

Expert advice, quality solutions and local service for all your belting needs
www.ammeraalbeltech.com

Ammeraal Beltech Modular A/S
Hjulmagervej 21
DK-7100 Vejle

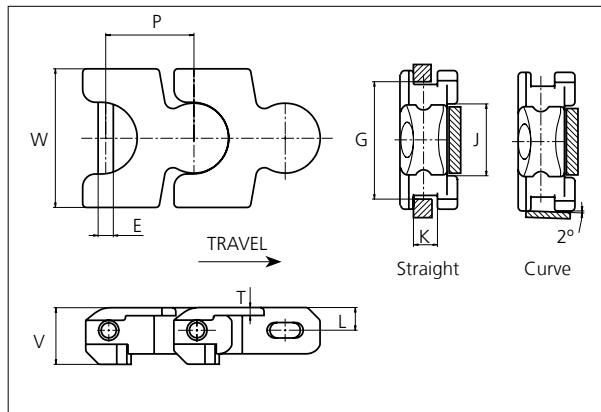
T +45 7572 3100
F +45 7572 3348
admin@unichains.com
www.unichains.com

This information is subject to alteration due to continuous development. Ammeraal Beltech will not be held liable for the incorrect use of the above stated information. This information replaces previous information. All activities performed and services rendered by Ammeraal Beltech are subject to general terms and conditions of sale and delivery, as applied by its operating companies.



uni Flex Plastic Chain

Series **uni 2700** Type -



uni Flex Plastic Chain
 Side flexing chain
 Pitch: 70.0 mm (2.76 in)
 Backflex radius: 200 mm (8.00 in)
 Permissible tensile strength:
 POM material 11000 N (2473 lbf)

 Delivery: 5.0 m (16.5 ft)
 No. of links/box: 72

E		G		J		K		L		P		T		V	
mm	in	mm	in	mm	in	mm	in	mm	in	mm	in	mm	in	mm	in
12.0	0.47	92.0	3.64	57.0	2.24	19.0	0.75	18.5	0.71	70.0	2.76	6.3	0.25	45.0	1.77

All dimensions are for chains in POM material.

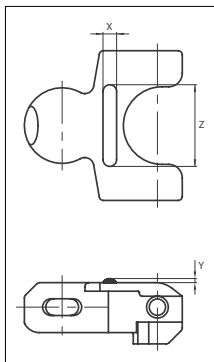
Width (W)		Material & color	Pin material	Weight		Min. radius (R)	
mm	in			kg/m	lb/ft	mm	in
110.0	4.33	POM-D W POM-LF BR	SS304	4.6	3.09	300.0	11.81

Non standard material and color: See uni Material and Color Overview.

Non standard pin material: See uni Material and Color Overview.

Accessories

Rubber Top/NON STANDARD



When ordering, please state the required distance between the Rubber Top.

Other Non Standard rubber profiles:
 See uni Rubber Profile Overview

Link material	Rubber material	Z		X		Y	
		mm	in	mm	in	mm	in
POM-D W	05 I	10.0	0.39	60.0	2.36	3.0	0.12


STANDARD

SIDE FLEXING

PITCH 70.0 MM/2.76 IN

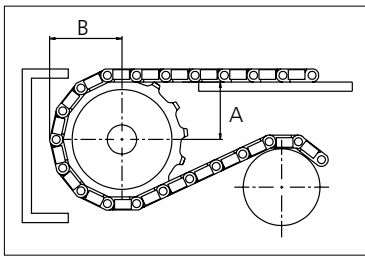


Sprocket

No of teeth	Pitch diameter		Overall-diameter		Min. ø bore		Max. ø bore		Hub-diameter		A-dimension		B-dimension		Molded PA66 LG	Machined PA66 
	mm	in	mm	in	mm	in	mm	in	mm	in	mm	in	mm	in		
Z8	182.8	7.20	184.0	7.2	20.00	0.8	50.00	2.0	73.50	2.9	92.80	3.7	116.70	4.6		x
Z10	226.4	8.91	227.6	9.0	20.00	0.8	50.00	2.0	73.50	2.9	116.00	4.6	137.60	5.4		x

Non standard material and color:
See uni Material and Color Overview.

Machined sprocket



Please ensure that sufficient size shaft and keyway are chosen for corresponding load.

Other sprocket sizes are available upon request
Width of tooth: 15.0 mm/0.60 in
Width of sprocket: 42.3 mm/1.70 in
uni Retainer Rings: See uni Retainer Ring data sheet

uni 2700/1304



Solid advice
For all your belting needs
Local stock & service
www.ammeraalbeltech.com

Ammeraal Beltech Modular A/S
Hjulmagervej 21
DK-7100 Vejle

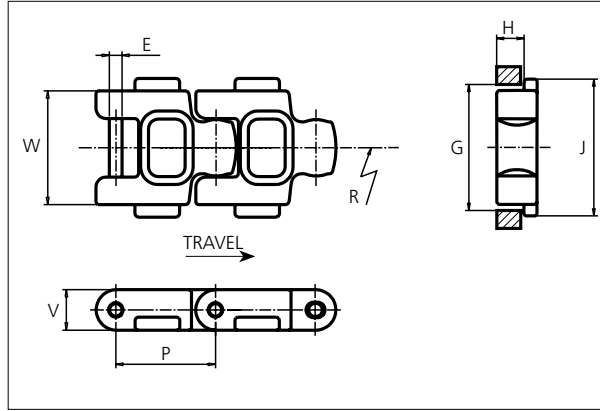
T +45 7572 3100
F +45 7572 3348
admin@unichains.com
www.unichains.com

This information is subject to alteration due to continuous development. Ammeraal Beltech will not be held liable for the incorrect use of the above stated information. This information replaces previous information. All activities performed and services rendered by Ammeraal Beltech are subject to general terms and conditions of sale and delivery, as applied by its operating companies.



uni Flex Plastic Chain

Series **uni 3200** Type **Tab**



uni Flex Plastic Chain
 Side flexing chain
 Pitch: 50.8 mm (2.00 in)
 Backflex radius: 60.0 mm (2.40 in)
 Permissible tensile strength:
 POM material: 3150 N (708 lbf)

 Delivery: 6.1 m (20.0 ft)
 No. of links/box: 120

STANDARD

E		G		J		H		P		V	
mm	in	mm	in	mm	in	mm	in	mm	in	mm	in
6.4	0.25	59.5	2.34	69.9	2.75	13.8	0.54	50.8	2.00	20.3	0.80

All dimensions are for chains in POM material.

Width (W)		Material & color	Pin material	Weight		Min. radius R	
mm	in			kg/m	lb/ft	mm	in
57.2	2.25	POM-DI G	SS304	57.2	2.25	406.0	16.00


Non standard material and color: See uni Material and Color Overview.
 Non standard pin material: See uni Material and Color Overview.

SIDE FLEXING

PITCH 50.8 MM/2.00 IN

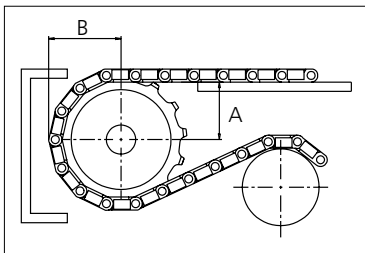


Sprocket

No of teeth	Pitch diameter		Overall-diameter		Min. ø bore		Max. ø bore		Hub-diameter		A-dimension		B-dimension		Molded PA66 LG	Machined PA66 
	mm	in	mm	in	mm	in	mm	in	mm	in	mm	in	mm	in		
Z8	132.9	5.23	134.0	5.30	19.1	0.80	40.0	1.60	65.0	2.60	51.2	2.00	79.6	3.10		x
Z10	164.5	6.48	160.0	6.30	19.1	0.80	40.0	1.60	65.0	2.60	68.0	2.70	92.4	3.60		x
Z10	164.5	6.48	160.0	6.30	40.0	1.60	70.0	2.80	120.0	4.70	68.0	2.70	92.4	3.60		x
Z12	194.4	7.65	204.0	8.00	19.1	0.80	40.0	1.60	65.0	2.60	84.7	3.30	108.4	4.30		x
Z12	194.4	7.65	204.0	8.00	40.0	1.60	70.0	2.80	120.0	4.70	84.7	3.30	108.4	4.30		x
Z15	244.4	9.62	250.0	9.80	19.1	0.80	40.0	1.60	65.0	2.60	109.4	4.30	132.4	5.20		x
Z15	244.4	9.62	250.0	9.80	40.0	1.60	70.0	2.80	120.0	4.70	109.4	4.30	132.4	5.20		x

Non standard material and color:
See uni Material and Color Overview.

Machined sprocket



Please ensure that sufficient size shaft and keyway are chosen for corresponding load.

Other sprocket sizes are available upon request
Width of tooth: 25.0 mm/1.00 in
Width of sprocket: 42.3 mm/1.70 in
uni Retainer Rings: See uni Retainer Ring data sheet

uni 3200 Tab/1401



Solid advice
For all your belting needs
Local stock & service
www.ammeraalbeltech.com

Ammeraal Beltech Modular A/S
Hjulmagervej 21
DK-7100 Vejle

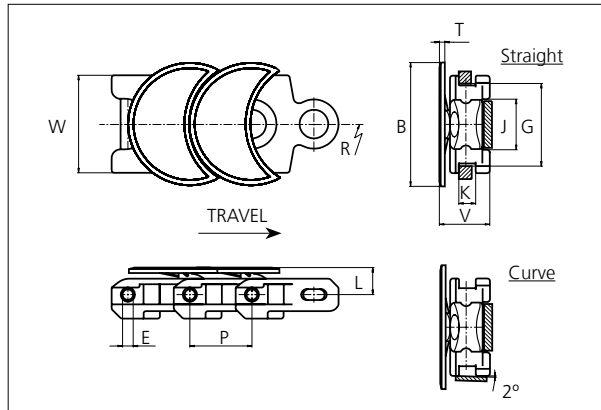
T +45 7572 3100
F +45 7572 3348
admin@unichains.com
www.unichains.com

This information is subject to alteration due to continuous development. Ammeraal Beltech will not be held liable for the incorrect use of the above stated information. This information replaces previous information. All activities performed and services rendered by Ammeraal Beltech are subject to general terms and conditions of sale and delivery, as applied by its operating companies.



uni Flex Plastic Chain

Series **uni 2700** Type **H**



uni Flex Plastic Chain
 Side flexing chain
 Pitch: 70.0 mm (2.76 in)
 Permissible tensile strength:
 POM material 11000 N (2473 lbf)

 Delivery: 5.0 m (16.5 ft)
 No. of links/box: 72

Note that the 2700 H cannot backflex.

NON STANDARD

B		E		G		J		K		L		P		T		V	
mm	in	mm	in	mm	in	mm	in	mm	in	mm	in	mm	in	mm	in	mm	in
139.0	5.47	12.0	0.47	92.0	3.62	57.0	2.24	19.0	0.75	29.4	1.16	70.0	2.76	6.1	0.24	56.4	2.22

All dimensions are for chains in POM material.

Width (W)		Recommended base material & color	Recommended plate material & color	Weight		Min. radius (R)	
mm	in			kg/m	lb/ft	mm	in
110.0	4.33	POM-D W POM-D G POM-LF BR	POM-D W POM-D G POM-LF BR	5.6	3.76	600.0	23.62


Non standard base material and color: See uni Material and Color Overview.
 Non standard plate material and color: See uni Material and Color Overview.

SIDE FLEXING

PITCH 70.0 MM/2.76 IN

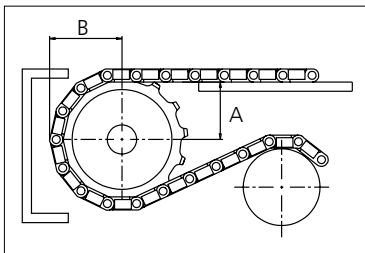


Sprocket

No of teeth	Pitch diameter		Overall-diameter		Min. ø bore		Max. ø bore		Hub-diameter		A-dimension		B-dimension		Molded PA66 LG	Machined PA66 
	mm	in	mm	in	mm	in	mm	in	mm	in	mm	in	mm	in		
Z8	182.8	7.20	184.0	7.2	20.00	0.8	50.00	2.0	73.50	2.9	92.80	3.7	116.70	4.6		x
Z10	226.4	8.91	227.6	9.0	20.00	0.8	50.00	2.0	73.50	2.9	116.00	4.6	137.60	5.4		x

Non standard material and color:
See uni Material and Color Overview.

Machined sprocket



Please ensure that sufficient size shaft and keyway are chosen for corresponding load.

Other sprocket sizes are available upon request
Width of tooth: 15.0 mm/0.60 in
Width of sprocket: 42.3 mm/1.70 in
uni Retainer Rings: See uni Retainer Ring data sheet

uni 2700 HV1304



Solid advice
For all your belting needs
Local stock & service
www.ammeraalbeltech.com

Ammeraal Beltech Modular A/S
Hjulmagervej 21
DK-7100 Vejle

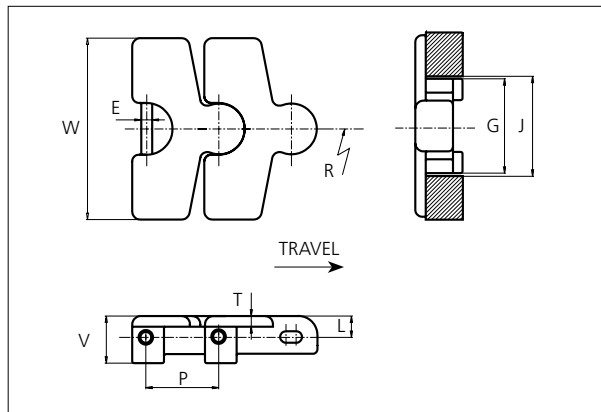
T +45 7572 3100
F +45 7572 3348
admin@unichains.com
www.unichains.com

This information is subject to alteration due to continuous development. Ammeraal Beltech will not be held liable for the incorrect use of the above stated information. This information replaces previous information. All activities performed and services rendered by Ammeraal Beltech are subject to general terms and conditions of sale and delivery, as applied by its operating companies.



uni Flex Plastic Chain

Series **uni 3000** Type -



uni Flex Plastic Chain
 Side flexing chain
 Pitch: 80.1 mm (3.15 in)
 Backflex radius: 200.0 mm (8.00 in)
 Permissible tensile strength:
 POM material 11000 N (2473 lbf)

 Delivery: 3.05 m (10 ft)
 No. of links/box: 38

NON STANDARD

E		G		J		L		P		T		V	
mm	in	mm	in	mm	in	mm	in	mm	in	mm	in	mm	in
12.1	0.48	104.0	4.09	110.0	4.33	28.4	1.12	80.1	3.15	9.0	0.35	52.0	2.05

All dimensions are for chains in POM material.

Width (W)		Recommended Material & color	Recommended Pin material	Weight		Min radius R	
mm	in			kg/m	lb/ft	mm	in
200.0	7.87	POM-D W POM-D G	SS304	5.8	3.90	600.0	23.62

Non standard material and color: See uni Material and Color Overview.
 Non standard pin material: See uni Material and Color Overview.

SIDE FLEXING

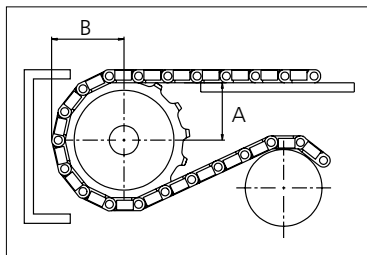
PITCH 80.1 MM/3.15 IN



Sprocket

No of teeth	Pitch diameter		Overall diameter		Min. ϕ bore		Max. ϕ bore		Hub diameter		A-dimension		B-dimension		Molded PA66 LG	Machined PA66
	mm	in	mm	in	mm	in	mm	in	mm	in	mm	in	mm	in		
Z10	226.4	8.91	227.6	8.96	20.0	0.79	50.0	1.97	73.5	2.89	116.0	4.57	137.6	5.42		x

Machined sprocket



Please ensure that sufficient size shaft and keyway are chosen for corresponding load.

Non standard material and color:
See uni Material and Color Overview.

Other sprocket sizes are available upon request
Width of tooth: 15.0 mm/0.60 in
Width of sprocket: 42.3 mm/1.66 in
uni Retainer Rings: See uni Retainer Ring data sheet

uni 3000/1409



Conveyor Belts




Seamless Belts



Modular Belts



Timing Belts



Transmission Belts



Fabrication & service

Expert advice, quality solutions and local service for all your belting needs
www.ammeraalbeltech.com

Ammeraal Beltech Modular A/S
Hjulgagervej 21
DK-7100 Vejle

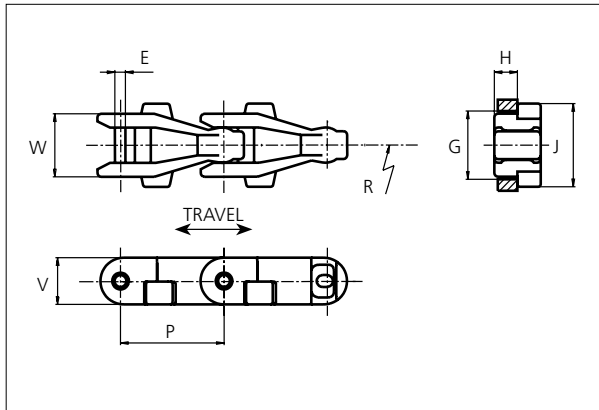
T +45 7572 3100
F +45 7572 3348
admin@unichains.com
www.unichains.com

This information is subject to alteration due to continuous development. Ammeraal Beltech will not be held liable for the incorrect use of the above stated information. This information replaces previous information. All activities performed and services rendered by Ammeraal Beltech are subject to general terms and conditions of sale and delivery, as applied by its operating companies.



uni Flex Plastic Chain

Series **uni 2800** Type **Tab**



uni Flex Plastic Chain
 Side flexing chain
 Pitch: 82.5 mm (3.25 in)
 Backflex radius: 75.0 mm (2.90 in)
 Permissible tensile strength:
 POM material 6000 N (1349 lbf)

 Delivery: 6.1 m (20.0 ft)
 No. of links/box: 74

STANDARD

E		G		H		J		P		V	
mm	in	mm	in	mm	in	mm	in	mm	in	mm	in
9.5	0.37	54.0	2.13	18.1	0.71	67.4	2.65	82.5	3.25	37.3	1.47

All dimensions are for chains in POM material.

Width (W)		Material & color	Pin material	Weight		Min. radius (R)	
mm	in			kg/m	lb/ft	mm	in
53.5	2.11	POM-D W	SS304	1.7	1.14	500	19.69


Non standard material and color: See uni Material and Color Overview.
 Non standard pin material: See uni Material and Color Overview.

UNI FLEX PLASTIC CHAIN

PITCH 82.5 MM/3.25 IN

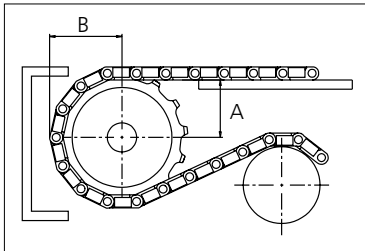


Sprocket

No of teeth	Pitch diameter		Overall-diameter		Min. ø bore		Max. ø bore		Hub-diameter		A-dimension		B-dimension		Molded PA66 LG	Machined PA66 
	mm	in	mm	in	mm	in	mm	in	mm	in	mm	in	mm	in		
Z6	165.0	6.50	168.0	6.60	20.0	0.80	40.0	1.60	63.0	2.50	53.0	2.10	101.0	4.00		X
Z8	215.6	8.49	224.0	8.80	20.0	0.80	50.0	2.00	73.5	2.90	81.1	3.20	126.3	5.00		X
Z10	267.0	10.51	277.0	10.90	20.0	0.80	50.0	2.00	73.5	2.90	108.5	4.30	152.0	6.00		X

Non standard material and color:
See uni Material and Color Overview.

Machined sprocket



Please ensure that sufficient size shaft and keyway are chosen for corresponding load.

Other sprocket sizes are available upon request
Width of tooth: 15.0 mm/0.59 in
Width of sprocket: 42.3 mm/1.67 in
uni Retainer Rings: See uni Retainer Ring data sheet

uni 2800 Tab/1304



Solid advice
For all your belting needs
Local stock & service
www.ammeraalbeltech.com

Ammeraal Beltech Modular A/S
Hjulmagervej 21
DK-7100 Vejle

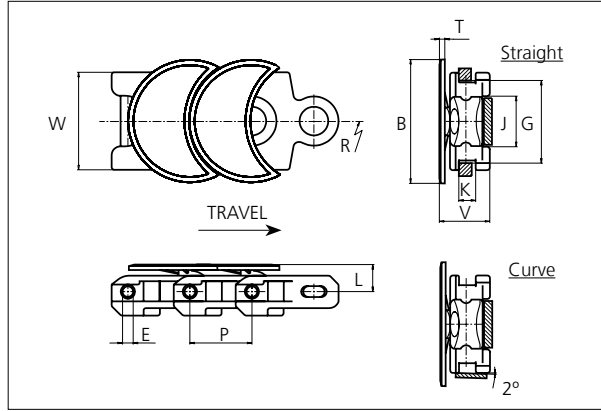
T +45 7572 3100
F +45 7572 3348
admin@unichains.com
www.unichains.com

This information is subject to alteration due to continuous development. Ammeraal Beltech will not be held liable for the incorrect use of the above stated information. This information replaces previous information. All activities performed and services rendered by Ammeraal Beltech are subject to general terms and conditions of sale and delivery, as applied by its operating companies.



uni Flex Plastic Chain

Series **uni 2700** Type **H R**



uni Flex Plastic Chain
 Side flexing chain
 Pitch: 70.0 mm (2.76 in)
 Permissible tensile strength:
 POM material 11000 N (2473 lbf)

 Delivery: 5.0 m (16.5 ft)
 No. of links/box: 72

Note that the 2700 H-R cannot backflex.

NON STANDARD

B		E		G		J		K		L		P		T		V	
mm	in	mm	in	mm	in	mm	in	mm	in	mm	in	mm	in	mm	in	mm	in
139.0	5.47	12.0	0.47	92.0	3.62	57.0	2.24	19.0	0.75	29.4	1.16	70.0	2.76	6.1	0.24	56.4	2.22

All dimensions are for chains in POM material.

Width (W)		Recommended base material & color	Recommended plate material & color	Weight		Min. radius (R)	
mm	in			kg/m	lb/ft	mm	in
110.0	4.33	POM-D W POM-D G POM-LF BR	POM-D W POM-D G POM-LF BR	4.33	5.4	250.0	9.84


Non standard base material and color: See uni Material and Color Overview.
 Non standard plate material and color: See uni Material and Color Overview.

SIDE FLEXING

PITCH 70.0 MM/2.76 IN

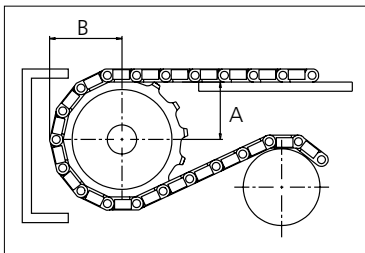


Sprocket

No of teeth	Pitch diameter		Overall-diameter		Min. ø bore		Max. ø bore		Hub-diameter		A-dimension		B-dimension		Molded PA66 LG	Machined PA66 
	mm	in	mm	in	mm	in	mm	in	mm	in	mm	in	mm	in		
Z8	182.8	7.20	184.0	7.2	20.00	0.8	50.00	2.0	73.50	2.9	92.80	3.7	116.70	4.6		x
Z10	226.4	8.91	227.6	9.0	20.00	0.8	50.00	2.0	73.50	2.9	116.00	4.6	137.60	5.4		x

Non standard material and color:
See uni Material and Color Overview.

Machined sprocket



Please ensure that sufficient size shaft and keyway are chosen for corresponding load.

Other sprocket sizes are available upon request
Width of tooth: 15.0 mm/0.60 in
Width of sprocket: 42.3 mm/1.70 in
uni Retainer Rings: See uni Retainer Ring data sheet

uni 2700 H R/1304



Solid advice
For all your belting needs
Local stock & service
www.ammeraalbeltech.com

Ammeraal Beltech Modular A/S
Hjulmagervej 21
DK-7100 Vejle

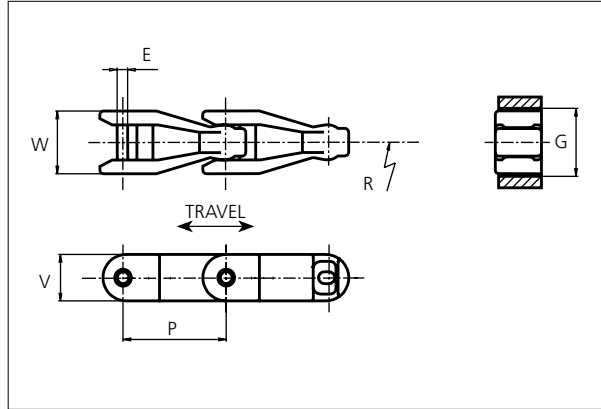
T +45 7572 3100
F +45 7572 3348
admin@unichains.com
www.unichains.com

This information is subject to alteration due to continuous development. Ammeraal Beltech will not be held liable for the incorrect use of the above stated information. This information replaces previous information. All activities performed and services rendered by Ammeraal Beltech are subject to general terms and conditions of sale and delivery, as applied by its operating companies.



uni Flex Plastic Chain

Series **uni 2800** Type -



uni Flex Plastic Chain
 Side flexing chain
 Pitch: 82.5 mm (3.25 in)
 Backflex radius: 75.0 mm (2.90 in)
 Permissible tensile strength:
 POM material 6000 N (1349 lbf)

 Delivery: 6.1 m (20.0 ft)
 No. of links/box: 74

STANDARD

E		G		P		V	
mm	in	mm	in	mm	in	mm	in
9.5	0.37	54.0	2.13	82.5	3.25	37.3	1.47

All dimensions are for chains in POM material.

Width (W)		Material & color	Pin material	Weight		Min. radius (R)	
mm	in			kg/m	lb/ft	mm	in
53.5	2.11	POM-D W	SS304	1.6	1.09	500	19.69


Non standard material and color: See uni Material and Color Overview.
 Non standard pin material: See uni Material and Color Overview.

SIDE FLEXING

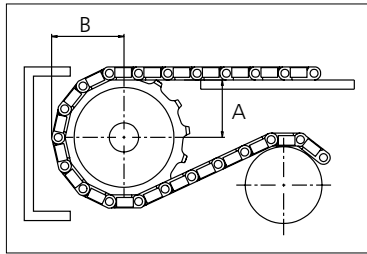
PITCH 82.5 MM/3.25 IN



Sprocket

No of teeth	Pitch diameter		Overall-diameter		Min. ø bore		Max. ø bore		Hub-diameter		A-dimension		B-dimension		Molded PA66 LG	Machined PA66 
	mm	in	mm	in	mm	in	mm	in	mm	in	mm	in	mm	in		
Z6	165.0	6.50	168.0	6.60	20.0	0.80	40.0	1.60	63.0	2.50	53.0	2.10	101.0	4.00		X
Z8	215.6	8.49	224.0	8.80	20.0	0.80	50.0	2.00	73.5	2.90	81.1	3.20	126.3	5.00		X
Z10	267.0	10.51	277.0	10.90	20.0	0.80	50.0	2.00	73.5	2.90	108.5	4.30	152.0	6.00		X

Machined sprocket



Please ensure that sufficient size shaft and keyway are chosen for corresponding load.

Non standard material and color:
See uni Material and Color Overview.

Other sprocket sizes are available upon request
Width of tooth: 15.0 mm/0.59 in
Width of sprocket: 42.3 mm/1.67 in
uni Retainer Rings: See uni Retainer Ring data sheet

uni 2800/1304



Solid advice
For all your belting needs
Local stock & service
www.ammeraalbeltech.com

Ammeraal Beltech Modular A/S
Hjulmagervej 21
DK-7100 Vejle

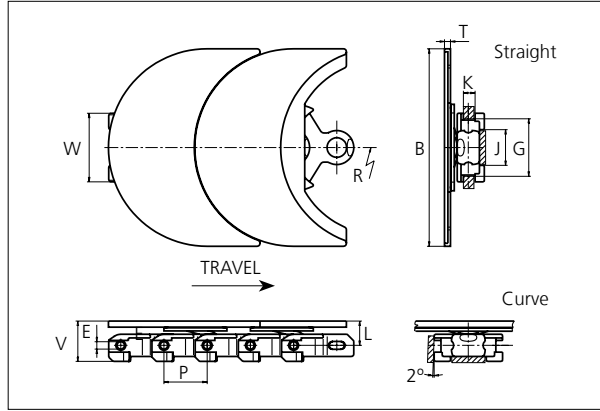
T +45 7572 3100
F +45 7572 3348
admin@unichains.com
www.unichains.com

This information is subject to alteration due to continuous development. Ammeraal Beltech will not be held liable for the incorrect use of the above stated information. This information replaces previous information. All activities performed and services rendered by Ammeraal Beltech are subject to general terms and conditions of sale and delivery, as applied by its operating companies.



uni Flex Plastic Chain

Series **uni 2700** Type **LH**



uni Flex Chains
 Side flexing chain
 Pitch: 70.0 mm (2.76 in)
 Permissible tensile strength:
 POM material 11000 N (2473 lbf)

 Delivery: 2.5 m (8.25 ft)
 No. of links/box: 36

Note that the 2700 LH cannot backflex.

NON STANDARD

B		E		G		J		K		L		P		T		V	
mm	in	mm	in	mm	in	mm	in	mm	in	mm	in	mm	in	mm	in	mm	in
320.0	12.60	12.0	0.47	92.0	3.62	57.0	2.24	19.0	0.75	38.9	1.53	70.0	2.76	9.5	0.37	65.9	2.59

All dimensions are for chains in POM material.

Width (W)		Recommended base material & color	Recommended plate material & color	Weight		Min. radius (R)	
mm	in			kg/m	lb/ft	mm	in
110.0	4.33	POM-LF BR	PA6 K	8.7	5.85	600.0	23.62


Non standard material and color: See uni Material and Color Overview.
 Non standard pin material: See uni Material and Color Overview.

SIDE FLEXING

PITCH 70.0 MM/2.76 IN

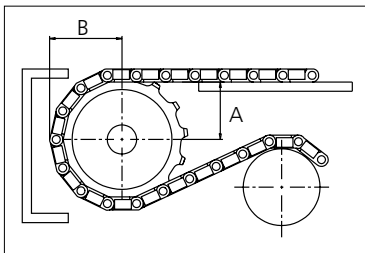


Sprocket

No of teeth	Pitch diameter		Overall-diameter		Min. ø bore		Max. ø bore		Hub-diameter		A-dimension		B-dimension		Molded PA66 LG	Machined PA66 
	mm	in	mm	in	mm	in	mm	in	mm	in	mm	in	mm	in		
Z8	182.8	7.20	184.0	7.2	20.00	0.8	50.00	2.0	73.50	2.9	92.80	3.7	116.70	4.6		x
Z10	226.4	8.91	227.6	9.0	20.00	0.8	50.00	2.0	73.50	2.9	116.00	4.6	137.60	5.4		x

Non standard material and color:
See uni Material and Color Overview.

Machined sprocket



Please ensure that sufficient size shaft and keyway are chosen for corresponding load.

Other sprocket sizes are available upon request
Width of tooth: 15.0 mm/0.60 in
Width of sprocket: 42.3 mm/1.70 in
uni Retainer Rings: See uni Retainer Ring data sheet

uni 2700 LH/1304



Solid advice
For all your belting needs
Local stock & service
www.ammeraalbeltech.com

Ammeraal Beltech Modular A/S
Hjulmagervej 21
DK-7100 Vejle

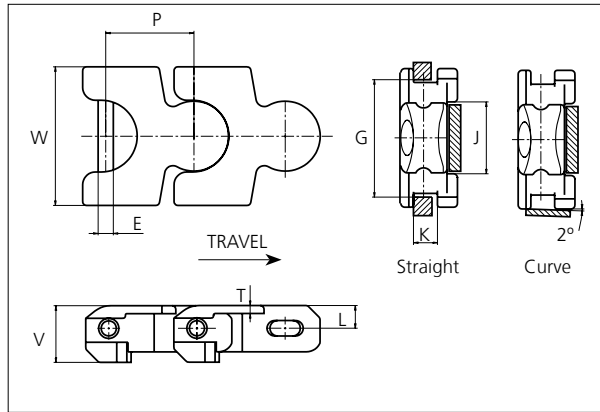
T +45 7572 3100
F +45 7572 3348
admin@unichains.com
www.unichains.com

This information is subject to alteration due to continuous development. Ammeraal Beltech will not be held liable for the incorrect use of the above stated information. This information replaces previous information. All activities performed and services rendered by Ammeraal Beltech are subject to general terms and conditions of sale and delivery, as applied by its operating companies.



uni Flex Plastic Chain

Series **uni 2700** Type **R**



uni Flex Plastic Chain
 Side flexing chain
 Pitch: 70.0 mm (2.76 in)
 Backflex radius: 200 mm (8.00 in)
 Permissible tensile strength:
 POM material 11000 N (2473 lbf)

 Delivery: 5.0 m (16.5 ft)
 No. of links/box: 72

E		G		J		K		L		P		T		V	
mm	in	mm	in	mm	in	mm	in	mm	in	mm	in	mm	in	mm	in
12.0	0.47	92.0	3.64	57.0	2.24	19.0	0.75	18.5	0.71	70.0	2.76	6.3	0.25	45.0	1.77

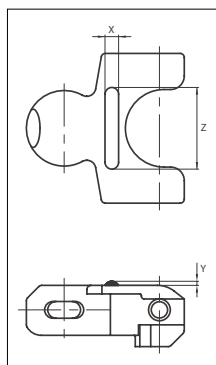

All dimensions are for chains in POM material.

Width (W)		Recommended base material & color	Recommended pin material & color	Weight		Min. radius (R)	
mm	in			kg/m	lb/ft	mm	in
110.0	4.33	POM-D W POM-D G POM-LF BR	SS304	4.4	2.96	250.0	9.84

Non standard material and color: See uni Material and Color Overview.
 Non standard pin material: See uni Material and Color Overview.

Accessories

Rubber Top



Link material	Rubber material	Z		X		Y	
		mm	in	mm	in	mm	in
POM-D W	05 I	10.0	0.39	30.0	1.18	3.0	0.12

When ordering, please state the required distance between the Rubber Top.

Other Non Standard rubber profiles:
 See uni Rubber Profile Overview




NON STANDARD

SIDE FLEXING

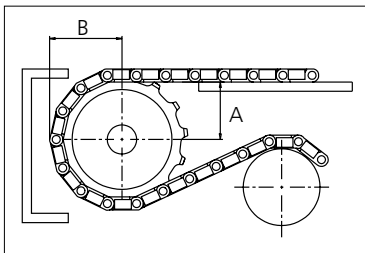
PITCH 70.0 MM/2.76 IN

Sprocket

No of teeth	Pitch diameter		Overall-diameter		Min. ø bore		Max. ø bore		Hub-diameter		A-dimension		B-dimension		Molded PA66 LG	Machined PA66 
	mm	in	mm	in	mm	in	mm	in	mm	in	mm	in	mm	in		
Z8	182.8	7.20	184.0	7.2	20.00	0.8	50.00	2.0	73.50	2.9	92.80	3.7	116.70	4.6		x
Z10	226.4	8.91	227.6	9.0	20.00	0.8	50.00	2.0	73.50	2.9	116.00	4.6	137.60	5.4		x

Non standard material and color:
See uni Material and Color Overview.

Machined sprocket



Please ensure that sufficient size shaft and keyway are chosen for corresponding load.

Other sprocket sizes are available upon request
Width of tooth: 15.0 mm/0.60 in
Width of sprocket: 42.3 mm/1.70 in
uni Retainer Rings: See uni Retainer Ring data sheet

uni 2700 R/1304



Solid advice
For all your belting needs
Local stock & service
www.ammeraalbeltech.com

Ammeraal Beltech Modular A/S
Hjulmagervej 21
DK-7100 Vejle

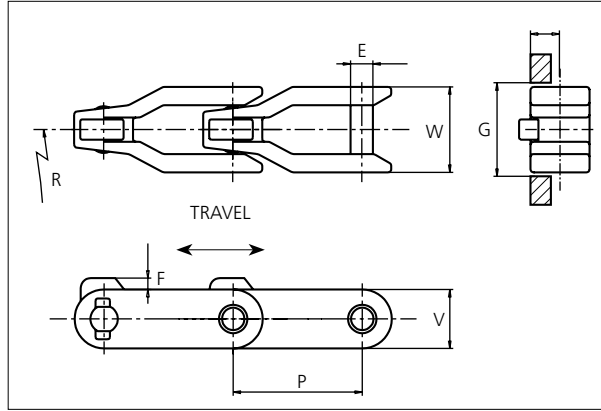
T +45 7572 3100
F +45 7572 3348
admin@unichains.com
www.unichains.com

This information is subject to alteration due to continuous development. Ammeraal Beltech will not be held liable for the incorrect use of the above stated information. This information replaces previous information. All activities performed and services rendered by Ammeraal Beltech are subject to general terms and conditions of sale and delivery, as applied by its operating companies.



uni Flex Plastic Chain

Series **uni 2600** Type **O M**



uni Flex Chains
 Side flexing chain
 Pitch: 63.5 mm (2.50 in)
 Backflex radius: 75.0 mm (3.00 in)
 Permissible tensile strength:
 POM material: 6000 N (1349 lbf)

 Delivery: 6.1 m (20.0 ft)
 No. of links/box: 96

NON STANDARD

E		F		G		P		V		W	
mm	in	mm	in	mm	in	mm	in	mm	in	mm	in
11.0	0.43	5.6	0.22	44.5	1.75	63.5	2.50	28.4	1.12	42.0	1.65

All dimensions are for chains in POM material.

Width (W)		Material & color	Pin material	Weight		Min. radius (R)	
mm	in			kg/m	lb/ft	mm	in
42.0	1.65	POM-D W G B	SS304	1.3	0.87	600	23.62

Non standard material and color: See uni Material and Color Overview.
 Non standard pin material: See uni Material and Color Overview.

SIDE FLEXING

PITCH 63.5 MM/2.50 IN



Sprocket

No of teeth	Pitch diameter		Overall-diameter		Min. ø bore		Max. ø bore		Hub-diameter		A-dimension		B-dimension		Molded PA66 LG	Molded Cast iron	Machined SS304
	mm	in	mm	in	mm	in	mm	in	mm	in	mm	in	mm	in			
Z6	127.0	5.00	128.0	5.04	20.0	0.79	40.0	1.57	63.0	2.48	40.8	1.61	78.1	3.07	x	x	
Z8	165.9	6.53	168.9	6.65	20.0	0.79	50.0	1.97	73.5	2.89	62.5	2.46	97.5	3.84	x	x	x
Z10	205.5	8.09	210.5	8.29	20.0	0.79	50.0	1.97	73.5	2.89	83.5	3.29	117.2	4.61	x	x	
Z11	225.4	8.87	231.4	9.11	20.0	0.79	50.0	1.97	73.5	2.89	93.9	3.70	127.1	5.00	x	x	

Non standard material and color:
See uni Material and Color Overview.

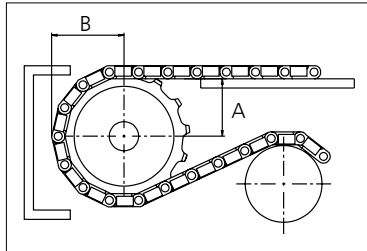
Machined sprocket



Cast iron sprocket



SS304 sprocket



Please ensure that sufficient size shaft and keyway are chosen for corresponding load.

Other sprocket sizes are available upon request.

Width of tooth: 11.0 mm/0.43 in

Width of sprocket: 42.3 mm/1.66 in

uni Retainer Rings: See uni Retainer Ring data sheet.


uni 2600 O/141127



Conveyor Belts



Seamless Belts



Modular Belts



Timing Belts



Transmission Belts



Fabrication & service

Expert advice, quality solutions and local service for all your belting needs
www.ammeraalbeltech.com

Ammeraal Beltech Modular A/S
Hjulmagervej 21
DK-7100 Vejle

T +45 7572 3100
F +45 7572 3348
admin@unichains.com
www.unichains.com

This information is subject to alteration due to continuous development. Ammeraal Beltech will not be held liable for the incorrect use of the above stated information. This information replaces previous information. All activities performed and services rendered by Ammeraal Beltech are subject to general terms and conditions of sale and delivery, as applied by its operating companies.

Local Contacts

Austria

T +43 171728 133
sales@ammeraalbeltech.de
www.ammeraalbeltech.at

Belgium

T +32 2 466 0300
salesgb@ammeraalbeltech.be
www.ammeraalbeltech.be

Canada

T +1 905 890 1311
info@ammeraalbeltech.ca
www.ammeraalbeltech.ca

Chile

T +56 233 12900
ventas@ammeraalbeltech.cl
www.ammeraalbeltech.cl

China

T +86 21 5280 6810
info@ammeraalbeltech.com.cn
www.ammeraalbeltech.com.cn

Czech Republic

T +420 567 117 211
prodej@ammeraalbeltech.cz
www.ammeraalbeltech.cz

Denmark

T +45 75 72 31 00
admin@unichains.com
www.unichains.com

Finland

T +358 207 911 400
info@ammeraalbeltech.fi
www.ammeraalbeltech.fi

France

T +33 3 20 90 36 00
client@ammeraalbeltech.fr
www.ammeraalbeltech.fr

Germany

T +49 4152 937-0
sales@ammeraalbeltech.de
www.ammeraalbeltech.de

Hungary

T +36 30 311 6099
info@ammeraalbeltech.hu
www.ammeraalbeltech.hu

India

T +91 44 265 34 244
info@ammeraalbeltech.net.in
www.ammeraalbeltech.com

Italy

T +39 051 660 60 06
info@ammeraalbeltech.it
www.ammeraalbeltech.it

Luxembourg

T +352 26 48 38 56
sales@ammeraal-beltech.lu
www.ammeraal-beltech.lu

Malaysia

T +60 3 806 188 49
sales.kl@ammeraalbeltech.my
www.ammeraalbeltech.com

Netherlands

T +31 72 57 51212
infolnl@ammeraalbeltech.com
www.ammeraalbeltech.nl

Poland

T +48 32 44 77 179
biuro@ammeraalbeltech.com
www.ammeraalbeltech.com

Portugal

T +351 22 947 94 40
geral@ammeraalbeltech.pt
www.ammeraalbeltech.pt

Singapore

T +65 62739767
sales@ammeraalbeltech.sg
www.ammeraalbeltech.com

Slovakia

T +421 2 55648541-2
predaj@ammeraalbeltech.sk
www.ammeraalbeltech.sk

South Korea

T +82 31 448 3613-7
amel@ammeraalbeltech.co.kr
www.ammeraalbeltech.co.kr

Spain

T +34 93 718 3054
ventas@ammeraalbeltech.es
www.ammeraalbeltech.es

Sweden

T +46 44 780 3010
info@ammeraalbeltech.se
www.ammeraalbeltech.se

Switzerland

T +41 55 2253 535
info@ammeraalbeltech.ch
www.ammeraal-beltech.ch

Thailand

T +66 2 902 2604-13
sales@ammeraalbeltech.th.com
www.ammeraalbeltech.com

United Kingdom

T +44 1992 500550
sales@ammeraalbeltech.co.uk
www.ammeraalbeltech.co.uk

United States

T +1 847 673 6720
info@ammeraalbeltechusa.com
www.ammeraal-beltechusa.com

Vietnam

T +84 8 376 562 05
dmh@ammeraalbeltech.com.vn
www.ammeraalbeltech.com.vn

Ammeraal Beltech Modular A/S

Hjulmagervej 21
DK-7100 Vejle

T +45 7572 3100
F +45 7572 3348


admin@unichains.com
www.unichains.com
www.ammeraalbeltech.com

Solid advice
For all your belting needs
Local stock & service



Conveyor Belts

Timing Belts



Seamless Belts

Transmission Belts



Modular Belts

Fabrication & service

... and 150 service contacts more on www.ammeraalbeltech.com